

# **Centrally Sponsored National Means-Cum-Merit Scholarship Examination (NMMSE)-2020**

## **USER MANUAL**

(URL: <https://scholarships.wbsed.gov.in>)

**STEP 1:** Open any html 5 web browser (Preferable Latest version of Firefox or Chrome). Type the url given above in the address bar of the browser. You will see the home page of scholarships portal of School Education Department, GoWB.

**Scholarships Portal**  
School Education Department  
Government of West Bengal

Administrative Area  
helpscholarships@gmail.com

Screen Reader Adjust font size

NTSE 2021 NMMSE 2020 Notice

- NTSE 2021 Instruction **NEW**
- NMMSE 2020 Instruction **NEW**

Old Notices...

## LOGIN

Enter Your Registration No and Password:

Registration No

Password

2 + 20 Result

The above calculation result should be given in result section.

**SIGN IN**

[Forgot Registration No / Password ?](#)

[New user register here](#)

Best Resolution: 1280\*767 Copyright © School Education Department, GoWB. Developed and Maintained By National Informatics Centre Best Viewed With:

**STEP 2:** Every applicant of NMMSE 2020 need to do one-time registration process. Click on “New user register here” to register yourself. It is a one-time process for each applicant. On clicking you will be forwarded to a new window to select scholarships type.

The screenshot displays the Scholarships Portal for the School Education Department, Government of West Bengal. The header includes the department's logo, name, and contact information (helpscholarships@gmail.com). A navigation bar at the top right features an 'Administrative Area' link. The main content area is divided into three tabs: 'NTSE 2020', 'NMMSE 2019', and 'Notice'. The 'Notice' tab is active, showing a list of instructions for both NTSE 2020 and NMMSE 2019, both marked as 'NEW'. A 'LOGIN' section on the right side of the page contains fields for 'Registration No' and 'Password', a '2 + 20' calculation result section, and a 'SIGN IN' button. Below the login section, there are links for 'Forgot Registration No / Password ?' and 'New user register here', which is highlighted with a red box and a red arrow pointing to it with the text 'Click Here'.

**Scholarships Portal**  
School Education Department  
Government of West Bengal

Administrative Area  
helpscholarships@gmail.com

NTSE 2020 NMMSE 2019 Notice

- NTSE 2020 Instruction **NEW**
- NMMSE 2019 Instruction **NEW**

Old Notices...

**LOGIN**  
Enter Your Registration No and Password:

Registration No

Password

2 + 20 Result

The above calculation result should be given in result section.

**SIGN IN**

Forgot Registration No / Password ?

**New user register here**

Click Here

Best Resolution: 1280\*767  
Copyright © School Education Department, GoWB. Developed and Maintained By National Informatics Centre  
Best Viewed With: [Icons]

**STEP 3:** Here you need to choose “Centrally Sponsored National Means-Cum-Merit Scholarship Examination, 2020” as scholarships type for NMMSE 2020 to proceed. Click on “Centrally Sponsored National Means-Cum-Merit Scholarship Examination, 2020”.

The screenshot shows the 'Scholarships Portal' for the 'School Education Department, Government of West Bengal'. The page features a teal background with a group of students. Two dark grey boxes are present: 'State Level National Talent Search Examination, 2021' on the left and 'Centrally Sponsored National Means-Cum-Merit Scholarship Examination, 2020' on the right. A red arrow points from the right box to the text 'Click here to register for NMMSE-2020' in red. The top navigation bar includes a logo, 'Select Language', a 'Home' button, and accessibility options like 'Screen Reader' and 'Adjust font size'. The footer contains technical details and browser recommendations.

Scholarships Portal  
School Education Department  
Government of West Bengal

Select Language

Home

Screen Reader

Adjust font size

helpscholarships@gmail.com

# SCHOLARSHIP APPLICATION

State Level National Talent Search Examination, 2021

Centrally Sponsored National Means-Cum-Merit Scholarship Examination, 2020

**Click here to register for NMMSE-2020**


Best Resolution: 1280\*767

Copyright © School Education Department, GoWB. Developed and Maintained By National Informatics Centre

Best Viewed With:



**STEP 4:** By clicking on scholarships type you will be forwarded to NMMSE, 2020 instruction page. Read complete instruction before proceed carefully. Scroll down to bottom of the page and you will see two buttons. You can Download Instruction by clicking on left button and to proceed with registration click on 'PROCEED TO REGISTRATION'.



Scholarships Portal  
School Education Department  
Government of West Bengal

A A

Screen Reader

Adjust font size

A- A A+

helpscholarships@gmail.com

NMMSE INSTRUCTIONS FOR ONLINE APPLICATION.

DATE OF EXAMINATION : [REDACTED]


LAST DATE OF SUBMISSION OF ONLINE APPLICATION: [REDACTED]

PLEASE GO THROUGH THE INSTRUCTIONS CAREFULLY BEFORE FILLING UP THE FORM:


Eligibility:

- Syllabus / Subject :** There is no prescribed syllabus for NMMSE Examination. Standard of items shall conform to the level of class VII & VIII.
- Scholastic Aptitude Test comprises of the following subjects given below :-**  
1)Mathematics 2)Physical Science 3)Life Science 4)History 5)Geography .
- All questions in the booklet for the NMMSE Examination are objective type. Each question carries one mark. There is no negative marking in the said examination.

Click here to download Instruction → [↓ DOWNLOAD INSTRUCTION](#) [↗ PROCEED TO REGISTRATION](#) ← Click here for Registration Process

Best Resolution: 1280\*767 Copyright © School Education Department, GoWB. Developed and Maintained By National Informatics Centre Best Viewed With: 

**STEP 5:** Now you will see a registration form containing some basic details. Here all the details are mandatory. Give proper and valid email id and mobile number as all future communication will be made to these. Set a strong password. This password is required to login for application fill up and for the rest of the process. You will get USERID / Registration No after successful registration. You will also receive Email and SMS.




Scholarships Portal  
School Education Department  
Government of West Bengal

A A

Screen Reader

Adjust font size: A- A A+

 [@wbse](#)  
[helpscholarships@gmail.com](mailto:helpscholarships@gmail.com)

### CENTRALLY SPONSORED NATIONAL MEANS-CUM-MERIT SCHOLARSHIP EXAMINATION, 2020

(FOR STUDENTS STUDYING IN CLASS VIII)

## REGISTRATION

#### Applicant's Details

Name of Candidate (Do not write Miss/Mister) *			Gender *	Select Gender ▼
<input type="text" value="FIRST NAME"/>	<input type="text" value="MIDDLE NAME"/>	<input type="text" value="LAST NAME"/>		
Father's Name (Do not write Mr./Dr./Prof.) *			Date of Birth *	<input type="text" value="dd-mm-yyyy"/>
<input type="text" value="FIRST NAME"/>	<input type="text" value="MIDDLE NAME"/>	<input type="text" value="LAST NAME"/>	Email *	<input type="text" value="email"/>
Security Question 1 *			Mobile *	<input type="text" value="MOBILE NO"/>
<input type="text" value="Select Security Question ▼"/>	<input type="text" value="Answer"/>		Password *	<input type="password"/>
Security Question 2 *				<a href="#">Password Policy</a>
<input type="text" value="Select Security Question ▼"/>	<input type="text" value="Answer"/>		Retype Password *	<input type="password"/>

Email ID & Mobile No Should Be Valid.  
All further communication will be made by Email/SMS.

Register


**All fields are Mandatory Here.  
Fill all the details and click Here**

Best Resolution: 1280\*767

Copyright © School Education Department, GoWB. Developed and Maintained By National Informatics Centre

Best Viewed With:   

**STEP 6:** After fill up registration form click on “Register” to complete registration process.



**Scholarships Portal**  
School Education Department  
Government of West Bengal

Select Language ▼

Home

A A Screen Reader Adjust font size A- A A+

helpscholarships@gmail.com

**CENTRALLY SPONSORED NATIONAL MEANS-CUM-MERIT SCHOLARSHIP EXAMINATION, 2020**  
(FOR STUDENTS STUDYING IN CLASS VIII)

**REGISTRATION**

Applicant's Details

**Name of Candidate (Do not write Miss/Mister)\***

TEST ✓

MIDDLE N-

TEST ✓

**Gender\***

MALE ✓

**Father's Name (Do not write Mr./Dr./Prof.)\***

TEST ✓

MIDDLE N-

TEST ✓

**Date of Birth\***

05-12-2006 ✓

**Security Question 1\***

What is your birth place ✓

test ✓

**Security Question 2\***

What is your grand father's first na ✓

test ✓

**Email\***

test@gmail.com ✓

**Mobile\***

9832000000 ✓

**Password\***

\*\*\*\*\* ✓

Password Policy

**Retype Password\***

\*\*\*\*\* ✓

Register

← Click Here To Register

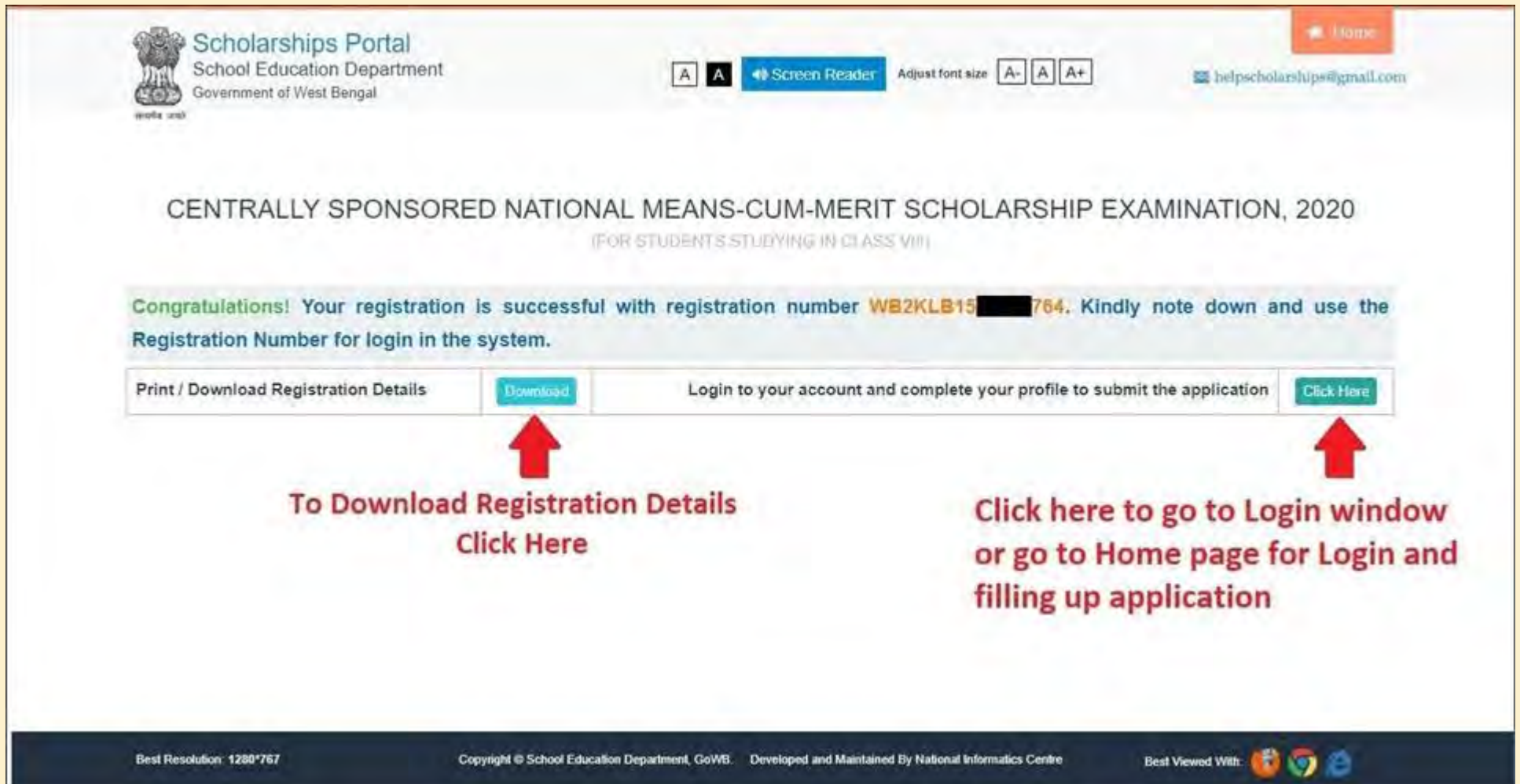
Best Resolution: 1280\*767

Copyright © School Education Department, GoWB. Developed and Maintained By National Informatics Centre

Best Viewed With:   



**STEP 7:** After clicking on register, if registration is successfully done system will provide you a registration number along with registration details. You may download it or proceed to login for application filling up.



The screenshot displays the Scholarships Portal interface. At the top left is the Government of West Bengal logo and the text "Scholarships Portal School Education Department Government of West Bengal". To the right are accessibility links for "Screen Reader" and font size adjustments, along with a "Home" button and an email address "helpscholarships@gmail.com". The main heading reads "CENTRALLY SPONSORED NATIONAL MEANS-CUM-MERIT SCHOLARSHIP EXAMINATION, 2020 (FOR STUDENTS STUDYING IN CLASS VIII)". A green banner below states: "Congratulations! Your registration is successful with registration number WB2KLB15 [redacted] 764. Kindly note down and use the Registration Number for login in the system." Below this banner is a navigation bar with two sections. The first section, "Print / Download Registration Details", contains a "Download" button. The second section, "Login to your account and complete your profile to submit the application", contains a "Click Here" button. Two red arrows point from the text below to these buttons. The first arrow points to the "Download" button, with the text "To Download Registration Details Click Here" below it. The second arrow points to the "Click Here" button, with the text "Click here to go to Login window or go to Home page for Login and filling up application" below it. The footer contains technical details: "Best Resolution: 1280\*767", "Copyright © School Education Department, GoWB. Developed and Maintained By National Informatics Centre", and "Best Viewed With:" followed by icons for Firefox, Chrome, and Edge.

Scholarships Portal  
School Education Department  
Government of West Bengal

Screen Reader Adjust font size A- A A+

Home  
helpscholarships@gmail.com

CENTRALLY SPONSORED NATIONAL MEANS-CUM-MERIT SCHOLARSHIP EXAMINATION, 2020  
(FOR STUDENTS STUDYING IN CLASS VIII)

**Congratulations!** Your registration is successful with registration number **WB2KLB15** [redacted] **764**. Kindly note down and use the Registration Number for login in the system.

Print / Download Registration Details Download Login to your account and complete your profile to submit the application Click Here

**To Download Registration Details  
Click Here**

**Click here to go to Login window  
or go to Home page for Login and  
filling up application**

Best Resolution: 1280\*767 Copyright © School Education Department, GoWB. Developed and Maintained By National Informatics Centre Best Viewed With: Firefox Chrome Edge



**STEP 8:** Now you can login with your registration no as USER ID and password (Set at the time of registration).

**Scholarships Portal**  
School Education Department  
Government of West Bengal

Administrative Area  
helpscholarships@gmail.com

Screen Reader Adjust font size

NTSE 2021 NMMSE 2020 Notice

- NTSE 2021 Instruction **NEW**
- NMMSE 2020 Instruction **NEW**

Old Notices...

**LOGIN**  
Enter Your Registration No and Password:

WB2KLB1564038764

Password

79 + 52 Result

The above calculation result should be given in result section.

**SIGN IN**

Forgot Registration No / Password ?  
New user resigter here

Click Here

Best Resolution: 1280\*767 Copyright © School Education Department, GoWB. Developed and Maintained By National Informatics Centre Best Viewed With:

**STEP 9-a:** On successful login you will be redirected to your scholarships dashboard. Here you can see application current status along with a set of control. Click on “Application” and then click “Form Fill Up” to fill up NMMSE 2020 application form. You may read instructions given at bottom-right corner of the page.

**Scholarships Portal**  
School Education Department  
Government of West Bengal

Dashboard Application TEST

Form Fill Up

**WELCOME!** ( NMMSE 2020 APPLICANT )

**TEST TEST**

Class: VIII (Eight)  
DOB: 12-12-2005  
ID: WB201 [REDACTED] 84

Registration Details

**Current Status**

- REGISTRATION DONE. REGISTRATION NO- WB201 [REDACTED] 84
- APPLICATION NOT FILLED UP
- DOCUMENTS NOT UPLOADED YET
- APPLICATION NOT FINALIZED

**Instructions**

**Next Step:** Dear Test Test, you have not completely filled up your application. Kindly save your application, lock it and upload all necessary documents and finalize your application before the last date. [ Click on Application and then Form Fillup ]

**More info**

25-Jul-2019

Father's Name: TEST TEST

Date of Application: 25-07-2019

Contact: 9000008000

**Click Here to Download Registration Details**

**Click here to Fillup Application Form**

**Your Current Application Status Display Here**

**Read this Instruction for Step by Step Guidance**

Best Resolution: 1280\*767  
Copyright © School Education Department, GoWB. Developed and Maintained By National Informatics Centre  
Best Viewed With: [Icons]

**STEP 9-b:** In case you have done some mistake while filling up application form or in document uploading, your application will be unlocked for some reason mentioned in the dashboard. You will receive an email regarding the same. Follow from step 9(a) [except 9(b)] and continue application edit/fill-up and correct your mistake mentioned in email / at dashboard. After correction kindly finalize your application before last date given to you.

A sample unlocked situation is given bellow-

The screenshot displays the Scholarships Portal interface for the School Education Department, Government of West Bengal. The user is logged in as 'TEST TEST' (NIMISE 2020 APPLICANT) from ADHATA HIGH SCHOOL(H.S).

**Current Status:** Application Unlocked. A red banner states: "YOUR APPLICATION HAS BEEN UNLOCKED DUE TO INVALID INFORMATION. PLEASE RECTIFY AND RE-FINALIZE YOUR APPLICATION." A red arrow points from this banner to the 'Form Fill Up' button in the top navigation bar.

**Registration Details:**

- Class: VIII (Eight)
- DOB: 21-12-2005
- ID: WBSKHS [REDACTED]

**More Info:**

- Father's Name:** TEST TEST
- Date of Application:** 25-07-2019
- Contact:** 9832000000

**Instructions:**

**Next Step:** Dear Test Test, you have saved your application. Kindly lock your application, download your application and upload all necessary documents and finalize your application before the last date. [ Click on Application and then Form Fillup ]

**Footer:** Best Resolution: 1280\*767. Copyright © School Education Department, GoWB. Developed and Maintained By National Informatics Centre. Best Viewed With: [Icons for Firefox, Chrome, Edge].



**STEP 10:** Here you need to fill up application form dully with no-mistake and no wrong information. Any wrong information may cancel your candidature. After filling up application form click on 'Save' (at the center-bottom of this page) to save your application as draft mode. You may change your details in the application form and save it until you lock your application form. An example is given below:

For NMMSE 2020:

The screenshot shows the 'Scholarships Portal' for the School Education Department, Government of West Bengal. The page is titled 'CENTRALLY SPONSORED NATIONAL MEANS-CUM-MERIT SCHOLARSHIP EXAMINATION, 2020 (FOR STUDENTS STUDYING IN CLASS VIII)'. Below the title is the 'APPLICATION FORM' section. The form is divided into 'Primary Details' and other fields. The 'Primary Details' section includes fields for Name of Candidate (First, Middle, Last), Gender, Date of Birth, Father's Name (First, Middle, Last), Mother's Name (First, Middle, Last), Email, Mobile, Landline, and Aadhaar No. The form is filled with test data.

Name of Candidate *		Gender *
TEST	MIDDLE N	TEST
TEST		MALE

Father's Name *		Date of Birth *
TEST	MIDDLE N	TEST
TEST		12-12-2005

Mother's Name *		Email
TEST	MIDDLE N	TEST
TEST		test@test.com

Mobile		Landline
9000008000		LANDLINE

Aadhaar No.  
123412341234

### Postal Address

Locality/House No./Street Name *	TEST	State *	WEST BENGAL ▼
City/Town/Village *	TEST	District *	NORTH TWENTY FOUR PARGANAS ▼
Police Station *	TEST	Area *	RURAL ▼
Post Office *	TEST	PIN Code *	700000

### Institution Details (in which candidate presently studying at Class VIII)

State	West Bengal	Medium of examination *	English ▼
District *	NORTH 24 PARGANAS ▼	Marks Obtained in class VII Annual Exam *	350
Sub-division *	BARASAT SADAR ▼	Full Marks in class VII Annual Exam *	500
School *	ADHATA HIGH SCHOOL(H.S) ▼		
Institution Locality/Area *	RURAL ▼		

### Other Details

Category of candidate *	SC ▼	Disability status of candidate as per P.W.D. Act *	Visually Impaired ▼
Parental Annual Income *	50001 - 100000 ▼	Religion *	HINDU ▼
Actual Annual Income *	80000	Hosteller *	No ▼
Orphan *	No ▼	Marital Status *	Un-Married ▼
Admission Fee *	240	Others Fee *	60
Tution Fee *	120	Parent Occupation *	Others ▼

**Bank Details** (Applicant may be single A/C holder. If he/she is joint A/C holder then he must be the first A/C holder of that bank account. Kindly link your aadhaar with your bank account.)


Bank A/C No.*	<input type="text" value="3000000000"/>	IFSC Code*	<input type="text" value="SBIN0000000"/>
Bank Name (in full)*	<input type="text" value="TEST BANK OF INDIA"/>	Branch Name*	<input type="text" value="TEST"/>
Aadhaar linked with Bank*	<input type="text" value="Yes"/>		

---

**Photo Upload** (Upload a passport size photograph in .jpg or .jpeg format and file size within 20KB.)




Photo\*

Uploaded Image



**Click Here To Upload Profile Image**

**After filling up all the information  
Click here to Sava**

Best Resolution: 1280\*767      Copyright © School Education Department, GoWB. Developed and Maintained By National Informatics Centre      Best Viewed With:   

**STEP 11:** Once saved you may find a Lock button at the bottom-right corner of the page. If you do not need any change in application form you can click on “Lock Details” to lock your application form and proceed to next step.

**Photo Upload** (Upload a passport size photograph in .jpg or .jpeg format and file size within 20KB.)

Photo\*

Uploaded Image



**Click Here to Lock  
Application Form Details**

Best Resolution: 1280\*767      Copyright © School Education Department, GoWB. Developed and Maintained By National Informatics Centre      Best Viewed With:   



After clicking the Lock button, this window will open. Click “Lock My Details” button to lock the Application.

The screenshot displays the Scholarships Portal interface. At the top left is the Government of West Bengal logo and the text "Scholarships Portal School Education Department Government of West Bengal". The top right navigation bar includes "Dashboard", "Application", and "TEST". The main form area contains fields for "Bank Name (in full)\*" (TEST BANK OF INDIA), "Branch Name\*" (TEST), and "Aadhaar linked with Bank\*" (Yes). Below these is a "Photo Upload" section with a "Photo\*" field and a "Change" button. A modal dialog box is centered on the screen with an orange header "ARE YOU SURE TO LOCK FILLED DETAILS!" and a white body containing the text "Once locked you will not be able to change your details further." The dialog has two buttons: "Lock My Details" and "Cancel". At the bottom of the form are "Save" and "Lock Details" buttons. The footer contains technical information: "Best Resolution: 1280\*767", "Copyright © School Education Department, GoWB. Developed and Maintained By National Informatics Centre", and "Best Viewed With:" followed by browser icons.

Scholarships Portal  
School Education Department  
Government of West Bengal

Dashboard Application TEST

Bank Name (in full)\* TEST BANK OF INDIA Branch Name\* TEST

Aadhaar linked with Bank\* Yes

Photo Upload (Upload a passport size photo)

Photo\* Change

**ARE YOU SURE TO LOCK FILLED DETAILS!**

Once locked you will not be able to change your details further.

Lock My Details Cancel

Save Lock Details

Best Resolution: 1280\*767 Copyright © School Education Department, GoWB. Developed and Maintained By National Informatics Centre Best Viewed With: [Browser Icons]

**STEP 12:** Once you locked your application form you will move to next step to download section where you need to download “Verification Certificate”. Take a print and signed it by your school / institutions HOI and scan the 2<sup>nd</sup> page of the verification certificate and get ready to upload it in upload section.

The screenshot shows the 'Scholarships Portal' for the School Education Department, Government of West Bengal. The top navigation bar includes links for 'Dashboard', 'Application', and 'TEST'. The main heading is 'CENTRALLY SPONSORED NATIONAL MEANS-CUM-MERIT SCHOLARSHIP EXAMINATION, 2020 (FOR STUDENTS STUDYING IN CLASS VIII)'. Below this is a 'DOWNLOAD SECTION' header. A text box instructs users to download the filled application form with HOI Certificate, get it attested with an official seal, and then upload the scan copy. A 'Download' button is located to the right of this text. A red arrow points from the text 'Click Here to Download the Verification Certificate' to the 'Download' button. The footer contains technical details: 'Best Resolution: 1280\*767', 'Copyright © School Education Department, GoWB. Developed and Maintained By National Informatics Centre', and 'Best Viewed With:' followed by icons for Internet Explorer, Google Chrome, and Microsoft Edge.

**Scholarships Portal**  
School Education Department  
Government of West Bengal

Dashboard Application TEST

**CENTRALLY SPONSORED NATIONAL MEANS-CUM-MERIT SCHOLARSHIP EXAMINATION, 2020**  
(FOR STUDENTS STUDYING IN CLASS VIII)

**DOWNLOAD SECTION**

Download the filled application form with HOI Certificate and get the Certificate attested with official seal by HOI. The scan copy of signed application is to be uploaded later to complete the application process.

[Download](#)

**Click Here to Download the Verification Certificate**

Best Resolution: 1280\*767 Copyright © School Education Department, GoWB. Developed and Maintained By National Informatics Centre Best Viewed With: Internet Explorer, Google Chrome, Microsoft Edge

**STEP 13:** Next step is uploading of supporting documents. Kindly read instructions before proceed to this section.

For NMMSE, 2020 you need to upload scan copy of verification certificate (2<sup>nd</sup> page only), bank passbook (Front page only which display your name along with Account number and IFSC code), and income certificate (Must be from Employer / Designated Officer mentioned in the instruction set clearly). In case if you belong to “SC / ST” you need to upload scan copy of your cast certificate. If you are “Physically Disabled”, you need to upload scan copy of Disability Certificate. Click On upload to proceed to the document uploading section.

The screenshot displays the Scholarships Portal interface for NMMSE 2020. The header includes the Government of West Bengal logo and the text 'Scholarships Portal School Education Department Government of West Bengal'. A navigation bar at the top right contains links for 'Dashboard', 'Application', and 'TEST'. A dropdown menu under 'TEST' shows 'Download' and 'Upload' options, with a red arrow pointing to the 'Upload' button. The main content area is divided into two columns. The left column, titled 'WELCOME! (NMMSE 2020 APPLICANT)', features a 'TEST TEST' profile with a silhouette icon, personal details (Class: VIII (Eight), DOB: 12/12-2005, ID: WBL-XXXXXX), and buttons for 'Registration Details' and 'Verification Certificate'. Below this is a 'More Info' section with a timeline of events: '25-Jul-2019' (Father's Name: TEST TEST), '25-07-2019' (Date of Application), and '25-07-2019' (Contact: 9000008000). The right column, titled 'Click on Upload to proceed', shows the 'Current Status' with four boxes: 'REGISTRATION DONE' (Registration No. WBL-XXXXXX), 'APPLICATION SAVED & LOCKED', 'DOCUMENTS NOT UPLOADED YET', and 'APPLICATION NOT PAID YET'. At the bottom of the right column is an 'Instructions' box stating: 'Next Step: Dear Test Test, you have not yet uploaded documents. Kindly upload attested certificate from HOI of the printed application along with all necessary documents and finalize your application before the last date. [ Click on Application and then upload ]'. The footer contains technical details: 'Best Resolution: 1280\*767', 'Copyright © School Education Department, GoWB. Developed and Maintained By National Informatics Centre', and 'Best Viewed With' icons for Firefox, Chrome, and Edge.



**STEP 14:** By clicking on upload system will move to upload section, where you need to upload supporting documents in JPG/JPEG format under 100 KB file size. After uploading of all documents “Finalize Application” button will get active automatically. Click on “Finalize Application” to finalize your application.







**Scholarships Portal**  
School Education Department  
Government of West Bengal


Dashboard Application TEST




**CENTRALLY SPONSORED NATIONAL MEANS-CUM-MERIT SCHOLARSHIP EXAMINATION, 2020**  
(FOR STUDENTS STUDYING IN CLASS VIII)

**UPLOADING SECTION**

Uploading Details /All files should be in JPEG/JPG format and each file should be within 100kb in size.)

Verification Certificate (From HOI)*	<input type="button" value="Choose File"/> No file chosen	<b>Click To Upload</b>  <input type="button" value="Upload"/>  Pending
Income Certificate*	<input type="button" value="Choose File"/> No file chosen	<input type="button" value="Upload"/>  Pending
Bank Passbook Photo Copy (Only Page Where A/C Details Displayed)*	<input type="button" value="Choose File"/> No file chosen	<input type="button" value="Upload"/>  Pending
Caste Certificate*	<input type="button" value="Choose File"/> No file chosen	<input type="button" value="Upload"/>  Pending
Disability Certificate*	<input type="button" value="Choose File"/> No file chosen	<input type="button" value="Upload"/>  Pending

**Click To Select the Uploaded File** 

Best Resolution: 1280\*767 Copyright © School Education Department, GoWB. Developed and Maintained By National Informatics Centre Best Viewed With:   



## CENTRALLY SPONSORED NATIONAL MEANS-CUM-MERIT SCHOLARSHIP EXAMINATION, 2020 (FOR STUDENTS STUDYING IN CLASS VIII)

### UPLOADING SECTION

Uploading Details (All files should be in JPEG/JPG format and each files should be within 100kb in size.)

Verification Certificate (From HOI)\*

Choose File No file chosen

Upload

View

Uploaded

Income Certificate\*

Choose File No file chosen

Upload

View

Uploaded

Bank Passbook Photo Copy (Only  
Page Where A/C Details Displayed) \*

Choose File No file chosen

Upload

View

Uploaded

Caste Certificate\*

Choose File No file chosen

Upload

View

Uploaded

Disability Certificate\*

Choose File No file chosen

Upload

View

Uploaded

Click to view the  
Uploaded File

After uploading all the Documents this button will get activated.  
Click on it to finalize your Application. Once you finalize your application,  
you are unable to change any documents.

Finalize Application

After clicking the Finalize button, this window will open. Click “Finalize My Application” button to final submit.

The screenshot displays the Scholarships Portal interface for the School Education Department, Government of West Bengal. The top navigation bar includes links for Dashboard, Application, and TEST. The main content area is titled 'Uploading Details' with a note: '(All files should be in JPEG/JPG format and each files should be within 100kb in size)'. Below this, there are five rows for document uploads: Verification Certificate (From HOI)\*, Income Certificate\*\*, Bank Passbook Photo Copy (Only Page Where A/C Details Displayed)\*, Caste Certificate\*, and Disability Certificate\*. Each row has a 'Choose File' button, a status indicator (e.g., 'No file chosen'), and 'Upload' and 'View' buttons. All documents are marked as 'Uploaded' with a checkmark. A modal dialog box is open in the center, asking 'ARE YOU SURE TO FINALIZE YOUR APPLICATION!' and stating 'This is your last Step of Application submission for Scholarship.' It contains two buttons: 'Finalize My Application' and 'Cancel'. A 'Finalize Application' button is also visible at the bottom right of the page.

Document Type	Choose File	Status	Upload	View	Final Status
Verification Certificate (From HOI)*	No file chosen		Upload	View	Uploaded
Income Certificate**	No file chosen		Upload	View	Uploaded
Bank Passbook Photo Copy (Only Page Where A/C Details Displayed)*				View	Uploaded
Caste Certificate*	No file chosen		Upload	View	Uploaded
Disability Certificate*	No file chosen		Upload	View	Uploaded


**ARE YOU SURE TO FINALIZE YOUR APPLICATION!**

This is your last Step of Application submission for Scholarship.

**Finalize My Application** **Cancel**

**Finalize Application**

**STEP 15:** Your application form has been sent for verification. You will be notified once it gets any update. If your application form has been unlocked due to some reason, then you need to follow step 9(b).

**Scholarships Portal**  
School Education Department  
Government of West Bengal




DashboardApplicationTEST

CENTRALLY SPONSORED NATIONAL MEANS-CUM-MERIT SCHOLARSHIP EXAMINATION, 2020  
(FOR STUDENTS STUDYING IN CLASS VIII)

UPLOADING SECTION


Uploading Details (All files should be in JPEG/JPG format and each files should be within 100kb in size.)

You have finalized your application.

Best Resolution: 1280\*767Copyright © School Education Department, GoWB. Developed and Maintained By National Informatics CentreBest Viewed With:   




**STEP 16:** After completing the whole process, your Dashboard will look like this.

**Scholarships Portal**  
School Education Department  
Government of West Bengal

DashboardApplicationTEST

**WELCOME!** ( NMMSE 2020 APPLICANT )

**TEST TEST**



**Class** VIII (Eight)

**DOB** 12-12-2005

**ID** WB2K1 [REDACTED]

Registration Details

Verification Certificate

**Current Status**

REGISTRATION DONE. REGISTRATION NO- WB2K1 [REDACTED] 64

APPLICATION SAVED & LOCKED.

DOCUMENTS UPLOADING DONE

APPLICATION FINALIZED.

**More Info**

25-Jul-2019

Father's Name

TEST TEST

Date of Application

25-07-2019

Contact




9000008000

**Instructions**

**Next Step:** Dear Test Test, you have successfully completed application process. Your application has been sent for verification purposes.

Best Resolution: 1280\*767

Copyright © School Education Department, GoWB. Developed and Maintained By National Informatics Centre

Best Viewed With:   

**THANK YOU**