

# USER MANUAL

## Central Sector National Means-Cum-Merit Scholarship Examination(NMMSE)-2025

(URL:<https://banglarshiksha.wb.gov.in/scholarships/>)

**STEP 1:** Open any html5 web browser (Preferable Latest version of Firefox or Chrome). Type the URL given above (<https://banglarshiksha.wb.gov.in/scholarships/>) in the address bar of the browser. You will see the home page of scholarships portal of School Education Department, GoWB.

**Scholarships Portal**  
School Education Department  
Government of West Bengal

[A](#) [A](#) [Screen Reader](#) Adjust font size [A-](#) [A](#) [A+](#)

[Administrative Area](#)  
[helpscholarships@gmail.com](mailto:helpscholarships@gmail.com)

**NMMSE 2025** **Notice**

- Central Sector National Means-Cum-Merit Scholarship Examination, 2025 **NEW**
- NMMSE 2025 Instruction **NEW**
- Address of Office of District Inspector of Schools (Secondary Education) of all districts of West Bengal **NEW**

[Old Notices...](#)

**LOGIN**  
Enter Your Registration No and Password:

Registration No.

Password

**89 + 61** [↺](#)

The above calculation result should be given in result section.

[SIGN IN](#)

[Forgot Registration No / Password ?](#)  
[New user register here](#) [➔](#)

**STEP 2:** Every applicant of NMMSE 2025 need to do one time registration process. Click on “New user register here” to register yourself. It is a one-time process for each applicant. On clicking you will be forwarded to a new window to select scholarships type.

The screenshot displays the Scholarships Portal (SED) interface. The header includes the Government of West Bengal logo, the text 'Scholarships Portal School Education Department Government of West Bengal', accessibility options like 'Screen Reader' and 'Adjust font size', and an 'Administrative Area' link with the email 'helpscholarships@gmail.com'.

The main content area is divided into two sections:

- NMMSE 2025:** Contains a list of links:
  - Central Sector National Means-Cum-Merit Scholarship Examination, 2025 **NEW**
  - NMMSE 2025 Instruction **NEW**
  - Address of Office of District Inspector of Schools (Secondary Education) of all districts of West Bengal. **NEW**
- LOGIN:** A box containing:
  - Text: 'Enter Your Registration No and Password:'
  - Input fields for 'Registration No' and 'Password'.
  - A calculator section showing '89 + 61' and a 'Result' button.
  - Text: 'The above calculation result should be given in result section.'
  - A blue 'SIGN IN' button.
  - Links: 'Forgot Registration No / Password ?' and 'New user resigter here' (with a right arrow icon).

A red arrow points to the 'New user resigter here' link in the LOGIN section, with the text 'Click here to Register' next to it.

**STEP 3:** Here you need to choose “Central Sector National Means Cum Merit Scholarship Examination, 2025” as scholarships type for NMMSE 2025 to proceed. Click on “Central Sector National Means Cum Merit Scholarship Examination, 2025”.



**STEP 4:** By clicking on scholarships type you will be forwarded to NMMSE, 2025 instruction page. Read complete instruction before proceed carefully. Scroll down to bottom of the page and you will see two buttons. You can Download Instruction by clicking on left button and to proceed with registration click on 'PROCEED TO REGISTRATION'.

## NMMSE 2025 INSTRUCTIONS FOR ONLINE APPLICATION

**DATE OF EXAMINATION : 21.12.2025**

**SUBMISSION OF ONLINE APPLICATION: FROM- 07.08.2025 TO- 09.09.2025**

**Name and address of state agency:**

Directorate of School Education, West Bengal, Bikash Bhavan, 7th floor, Salt Lake City, Kolkata-700091

For any clarification applicants may contact District Inspector of Schools (Secondary Education) of his or her School District (Address of the DI/S (SE) is given in the Notice section of the portal) or mail to [helpscholarships@gmail.com](mailto:helpscholarships@gmail.com)

➔ DOWNLOAD INSTRUCTION

➔ PROCEED TO REGISTRATION



**Click here  
to continue**

**STEP 5:** Now you will see a registration form containing some basic details. Here all the details are mandatory. Give proper and valid email id and mobile number as all future communication will be made to these. Set a strong password. This password is required to login for application fill up and for the rest of the process. You will get USERID / Registration No after successful registration. You will also receive Email and SMS.

**CENTRAL SECTOR NATIONAL MEANS-CUM-MERIT SCHOLARSHIP EXAMINATION, 2025**  
(FOR STUDENTS STUDYING IN CLASS VIII)

**REGISTRATION**

**Applicant's Details**

<b>Name of Candidate (Do not write Miss/Mister) *</b>			<b>Date of Birth *</b>	<input type="text" value="dd-mm-yyyy"/>
<input type="text" value="FIRST NAME"/>	<input type="text" value="MIDDLE NAME"/>	<input type="text" value="LAST NAME"/>	<b>Banglarshiksha Student ID *</b>	<input type="text" value="BANGLARSHIKSHA STUDENT"/>
<b>Father's Name (Do not write Mr./Dr./Prof.) *</b>			<b>Email *</b>	<input type="text" value="email"/>
<input type="text" value="FIRST NAME"/>	<input type="text" value="MIDDLE NAME"/>	<input type="text" value="LAST NAME"/>	<b>Mobile *</b>	<input type="text" value="MOBILE NO"/>
<b>Gender of Candidate *</b>			<b>Password *</b>	<input type="password"/>
<input type="text" value="Select Gender"/>			<b>Retype Password *</b>	<input type="password"/>
<b>Security Question 1 *</b>			<a href="#">Password Policy</a>	
<input type="text" value="Select Security Question"/>				
<input type="text" value="Answer"/>				
<b>Security Question 2 *</b>				
<input type="text" value="Select Security Question"/>				
<input type="text" value="Answer"/>				


**STEP 6:** After fill up registration form click on “Register” to complete registration process.

**REGISTRATION**

Applicant's Details

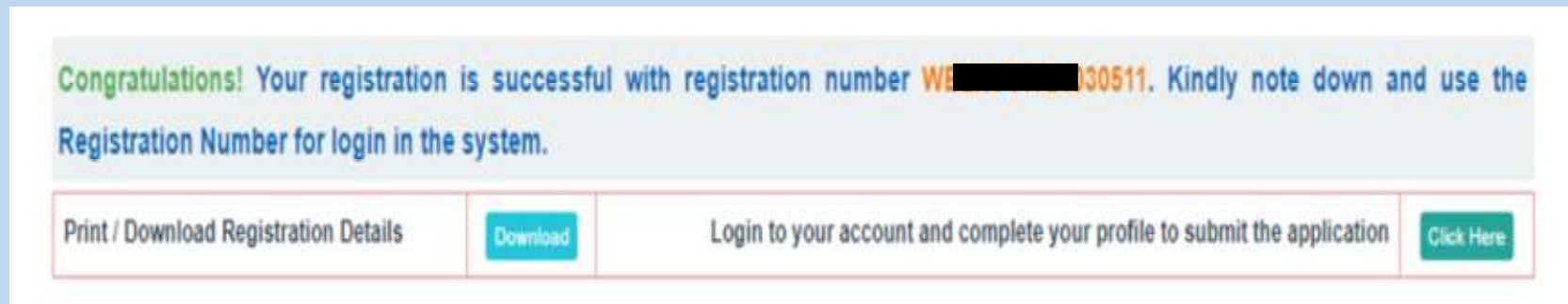
<b>Name of Candidate (Do not write Miss/Mister)*</b>			<b>Date of Birth*</b>	31-12-2011 ✓
TEST ✓	MIDDLE N.	TEST ✓	<b>Banglarshiksha Student ID*</b>	19000000000001 ✓
<b>Father's Name (Do not write Mr./Dr./Prof.)*</b>			<b>Email*</b>	test@gmail.com ✓
TEST ✓	MIDDLE N.	TEST ✓	<b>Mobile*</b>	9870000000 ✓
<b>Gender of Candidate*</b>	MALE ✓		<b>Password*</b>	..... ✓ <a href="#">Password Policy</a>
<b>Security Question 1*</b>			<b>Retype Password*</b>	..... ✓
What is your birth place ✓		test ✓		
<b>Security Question 2*</b>				
What is your grand father's first nar ✓		test ✓		

Register

 Click here to 'Register'



**STEP 7:** After clicking on register, if registration is successfully done system will provide you a registration number along with registration details. You may download it or proceed to login for application filling up.



Click here to  
download the  
Registration  
details

Click here to go  
Home page for  
further process



**STEP 8:** Now you can login with your registration no as USER ID and password (Set at the time of registration).

**Scholarships Portal**  
School Education Department  
Government of West Bengal

Administrative Area  
helpscholarships@gmail.com

Screen Reader Adjust font size

**NMMSE 2025**

- Central Sector National Means-Cum-Merit Scholarship Examination, 2025 **NEW**
- NMMSE 2025 Instruction **NEW**
- Address of Office of District Inspector of Schools (Secondary Education) of all districts of West Bengal. **NEW**

Old Notices...

**LOGIN**

Enter Your Registration No and Password:

Registration No

Password

89 + 61 Result

The above calculation result should be given in result section.

**SIGN IN**

[Forgot Registration No / Password ?](#)

[New user resigter here](#)

After  
registration,  
Click on  
'SIGN IN'

**STEP 9:** On successful login you will be redirected to your scholarships dashboard. Here you can see application current status along with a set of controls. Click on “Application” and then click “Form Fill Up” to fill up NMMSE 2025 application form. You may read instructions given at bottom-right corner of the page.

**Scholarships Portal**  
School Education Department  
Government of West Bengal

Dashboard Application TEST

Form Fill Up

**WELCOME!**

**TEST USER**

Class: VIII (Eight)  
DOB: 31-12-2012  
ID: WB2HVT1721030511

Registration Details

More info

15-Jul-2024

Father's Name: TEST USER

Date of Application: 15-07-2024

**Current Status**

- REGISTRATION DONE. REGISTRATION NO- WB2HVT1721030511
- APPLICATION NOT FILLED UP.
- DOCUMENTS NOT UPLOADED YET.
- APPLICATION NOT FINALIZED.

**Instructions**


**Next Step:** Dear Test User, you have not completely filled up your application. Kindly save your application, lock it and upload all necessary documents and finalize your application before the last date. [ Click on Application and then Form Fillup ].

Click here to fill up application form

For application current status

Step by step guidance

**STEP 10:** Here you need to fill up application form dully with no-mistake and no wrong information. Any wrong information may cancel your candidature. After filling up application form (Primary Details, Postal Address, Institution Details, Other Details , Bank Details, Photo Upload) click on 'Save' (at the center-bottom of this page) to save your application as draft mode. You may change your details in the application form and save it until you lock your application form. An example is given below (NMMSE 2025):

**Scholarships Portal**  
School Education Department  
Government of West Bengal

DashboardApplicationTEST

CENTRAL SECTOR NATIONAL MEANS-CUM-MERIT SCHOLARSHIP EXAMINATION,  
(FOR STUDENTS STUDYING IN CLASS VIII)

APPLICATION FORM

Primary Details

Name of Candidate *			Gender *	MALE
TEST	MIDDLE N	USER		
Father's Name *			Date of Birth *	31-12-2012
TEST	MIDDLE N	USER		
Mother's Name *			Banglarshiksha Student ID *	19234567890987
TEST	MIDDLE N	LAST NAM	Email	test@gmail.com
Address No			Mobile	9999999999

- Sample Postal Address & Institution Details in Application Form:

Postal Address			
Locality/House No./Street Name*	STREET/HOUSE/COMPLEX NO.	State*	Select State ▼
City/Town/Village*	CITY/TOWN/VILLAGE	District*	Select District ▼
Police Station*	POLICE STATION	Area*	Select Area ▼
Post Office*	POST OFFICE	PIN Code*	PIN CODE

Institution Details <small>(in which candidate presently studying at Class VIII)</small>			
State	West Bengal	Medium of examination*	Select Medium ▼
District*	Select District ▼	Marks Obtained in class VII Exam*	Marks Obtain
Sub-division*	Select Sub-Division ▼	Full Marks in class VII Exam*	Total Marks
School*	Select School ▼		
Institution Locality/Area*	Select School Area ▼		

- Sample Other Details , Bank Details & Photo Upload section in Application Form:

Other Details

Category of candidate*	Select Caste	Disability status of candidate as per P.W.D. Act*	Select Disability Status
Parental Annual Income*	Select Income	Religion*	Select Religion
Actual Annual Income*	Annual Income	Hosteller*	Select
Orphan*	Select Status	Marital Status*	Select
Admission Fee*	Admission Fee	Others Fee*	Other Fee
Tuition Fee*	Tuition Fee	Parent Occupation*	Select

Bank Details

(Applicant may be single A/C holder, if he/she is joint A/C holder then he must be the first A/C holder of that bank account. Kindly link your Aadhaar with your bank account.)

Bank A/C No.*	A/C NO.	IFSC Code*	IFSC Code
Bank Name (In full)*	BANK FULL NAME	Branch Name*	

Photo Upload

\*\* Upload a Passport size photograph(3.5cm X 4.5cm) in .jpg format.  
\*\* Photograph file size should be within 50KB.  
\*\* Photograph background should be clear and light colored.  
\*\* Do Not Upload any Selfie or Mobile capture photo.

Photo*	<div>Choose File</div> <div>No file chosen</div>	<div>Uploaded Image</div> <div></div>
--------	--	---------------------------------------

Save


Click on 'Save' after filling all required details

**STEP 11:** Once saved you may find a Lock button at the bottom-right corner of the page. If you do not need any change in application form you can click on “Lock Details” to lock your application form and proceed to next step. (After Locked, form details cannot be edited.)

**Photo Upload**

- \*\* Upload a Passport size photograph[3.5cm X 4.5cm] in .jpg format.
- \*\* Photograph file size should be within 50KB.
- \*\* Photograph background should be clear and light colored.
- \*\* Do Not Upload any Selfie or Mobile capture photo.
- \*\*If Changes are not shown then press CTRL+F5 keys.

Photo\* Change photo Uploaded Image



Save Click here to Lock your application Lock Details

Photo\* Change Lock Details

**ARE YOU SURE TO LOCK FILLED DETAILS!**

Once locked you will not be able to change your details further.

**Confirm 'Lock My Details'** Lock My Details Cancel

Save Lock Details

**STEP 12:** Once you locked your application form you will move to next step to download section where you need to download “Verification Certificate”. Take a print and signed it by your school / institutions HOI and scan the 2nd page of the verification certificate and get ready to upload it in upload section.

CENTRAL SECTOR NATIONAL MEANS-CUM-MERIT SCHOLARSHIP EXAMINATION,  
(FOR STUDENTS STUDYING IN CLASS VIII)

**DOWNLOAD SECTION**

Download the filled application form with HOI Certificate and get the Certificate attested with official seal by HOI. The scan copy of signed application is to be uploaded later to complete the application process.

Download



Click here to  
download the  
Verification  
Certificate



**STEP 13(A):** Next step is uploading of supporting documents. Kindly read instructions before proceed to this section.

For NMMSE, 2025 you need to upload scan copy of verification certificate (2ndpage only), income certificate (Must be from Employer / Designated Officer mentioned in the instruction set clearly). In case if you belong to “SC / ST /OBC” you need to upload scan copy of your cast certificate. If you are “Physically Disabled”, you need to upload scan copy of Disability Certificate. Click On upload to proceed to the document uploading section.

**Scholarships Portal**  
School Education Department  
Government of West Bengal

Dashboard Application TEST

Download Upload

**WELCOME!**

**TEST USER**

Class **VIII (Eight)**

DOB **31-12-2012**

ID **WB [redacted] 30511**

Re-download the details →

Registration Details

Verification Certificate

**Current Status**

**Click here to Upload documents**

REGISTRATION DONE. REGISTRATION NO- WB2HVT1721030511

APPLICATION SAVED & LOCKED.

DOCUMENTS NOT UPLOADED YET.

**STEP 13(B): Upload the valid required documents as shown in picture below (PDF under 200kb)**

CENTRAL SECTOR NATIONAL MEANS-CUM-MERIT SCHOLARSHIP EXAMINATION  
(FOR STUDENTS STUDYING IN CLASS VIII)

UPLOADING SECTION

Uploading Details (All files should be in PDF format and each files should be within 200kb in size.)

Verification Certificate (From HOI)*	<div>Choose File</div> No file chosen	<div>Upload</div>	<div><div></div>Pending</div>
Income Certificate*	<div>Choose File</div> No file chosen	<div>Upload</div>	<div><div></div>Pending</div>

Finalize Application

**STEP 14 :** After uploading of all documents “Finalize Application” button will get active automatically. Click on “Finalize Application” to finalize your application.

CENTRAL SECTOR NATIONAL MEANS-CUM-MERIT SCHOLARSHIP EXAMINATION,  
(FOR STUDENTS STUDYING IN CLASS VIII)

**UPLOADING SECTION**

Uploading Details (All files should be in PDF format and each files should be within 200kb in size.)

Verification Certificate (From HOI)*	<input type="button" value="Choose File"/> No file chosen	<input type="button" value="Upload"/> <input type="button" value="View"/> <input checked="" type="checkbox"/> Uploaded
Income Certificate*	<input type="button" value="Choose File"/> No file chosen	<input type="button" value="Upload"/> <input type="button" value="View"/> <input checked="" type="checkbox"/> Uploaded

Click here to View the uploaded document

Click here to Finalize the application

No file chosen

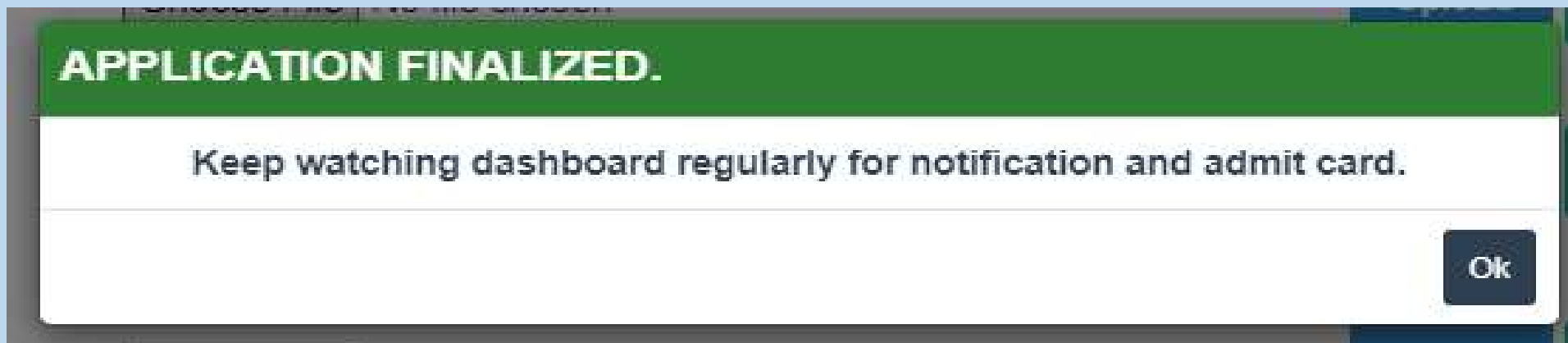
**ARE YOU SURE TO FINALIZE YOUR APPLICATION!**

This is your last Step of Application submission for Scholarship.

Click here to continue the process

No file chosen

**STEP 15 :** Your application form has been finalized and sent for verification. You will be notified once it gets any update. If your application form has been unlocked due to some reason, then you need to follow Step 16.




**STEP 16 :** In case you have done some mistake while filling up application form or in document uploading, your application may be unlocked for some reason mentioned in the dashboard. You may receive an email regarding the same. Follow from Step 9 and continue application edit/fill-up and correct your mistake mentioned in email / at dashboard. After correction kindly finalize your application before last date given to you.

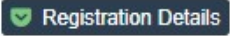
A sample unlocked situation is given bellow-

**WELCOME!**

**TEST USER**  
ADARSH HINDI HIGH SCHOOL(HS)




Class	VIII (Eight)
DOB	31-12-2012
ID	WE [REDACTED] 1721030511



**Current Status**

**Rectify your details and re-finalize the application**




☒ YOUR APPLICATION HAS BEEN UNLOCKED DUE TO INVALID INFORMATION. PLEASE RECTIFY AND RE-FINALIZE YOUR APPLICATION BEFORE THE LAST DATE OF SUBMISSION.

☒ **REGISTRATION DONE.** REGISTRATION NO- WB2HVT1721030511

☒ **APPLICATION SAVED.**


**STEP 17 :** After completing the whole process, your Dashboard will look like this. After successful verification, candidate will receive sms and email regarding approval of the application. Keep checking the site from time to time for upcoming updates (Admit Card download)

**Scholarships Portal**  
School Education Department  
Government of West Bengal

DashboardApplicationTEST

### TEST USER

ADARSH HINDI HIGH SCHOOL(HS)



Class	VIII (Eight)
DOB	31-12-2012
ID	WB 721030511

Registration Details

Verification Certificate

More info

15-Jul-2024

Father's Name

TEST USER

#### Current Status

REGISTRATION DONE. REGISTRATION NO- WB2HVT1721030511

APPLICATION SAVED & LOCKED.

DOCUMENTS NOT UPLOADED YET.

APPLICATION FINALIZED.

#### Instructions

**Next Step:** Dear Test User, you have successfully completed application process. Your application has been sent for verification purposes.

**THANK  
YOU**