

**Government of West Bengal**  
**Finance Department**  
**Budget Branch**  
**Nabanna, Howrah-711 102**

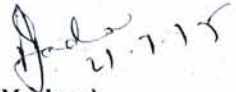
No. 459-F.B.

Howrah, the 21st July, 2015

**M E M O R A N D U M**

The undersigned is directed to inform that the West Bengal Appropriation (No.2) Bill, 2015 passed by the West Bengal Legislative Assembly has received the assent of the Governor of West Bengal.

2. Copy of the West Bengal Appropriation (No.2) Act, 2015 is enclosed.

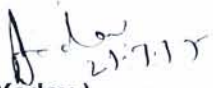
  
( P. Yadav )  
Secretary to the  
Government of West Bengal

No. 459 /1(80)-F.B.


Howrah, the 21<sup>st</sup> July, 2015

Copy forwarded for information and necessary action to :—

1. \_\_\_\_\_ Department.
2. The Accountant General (A&E), West Bengal, Treasury Buildings, Kolkata-700 001.
3. The Principal A.G. (G&SSA), West Bengal, Treasury Buildings, Kolkata-700 001.
4. The Accountant General (E&RSA), West Bengal, C.G.O. Complex, 3<sup>rd</sup> M.S.O. Building, 5<sup>th</sup> Floor, Block-DF, Salt Lake, Sector-I, Kolkata – 700 064.
5. The Director of Treasuries & Accounts, West Bengal, 4, Lyons Range, 2<sup>nd</sup> floor, Kolkata- 700 001.
6. The Pay & Accounts Officer, Kolkata Pay & Accounts Office-I, 81/2/2, Phears Lane, Kolkata – 700 012.
7. The Pay & Accounts Officer, Kolkata Pay & Accounts Office-II, P-I, Hyde Lane, Kolkata– 700 073.
8. The Pay & Accounts Officer, Kolkata Pay & Accounts Office-III, I.B. Market, Sector-III, I.B. Block, 1<sup>st</sup> Floor, Bidhannagar, Salt Lake, Kolkata-700 091.
9. Finance Department, Gr.- 'T'.

  
( P. Yadav )  
Secretary to the  
Government of West Bengal

**The**



**Kolkata** **Gazette**

सत्यमेव जयते

*Extraordinary*  
Published by Authority

ASADHA 19]

FRIDAY, JULY 10, 2015

[SAKA 1937

PART III—Acts of the West Bengal Legislature.

**GOVERNMENT OF WEST BENGAL**

**LAW DEPARTMENT**

**Legislative**

NOTIFICATION

No. 907-L.—10th July, 2015.—The following Act of the West Bengal Legislature, having been assented to by the Governor, is hereby published for general information:—

**West Bengal Act XIV of 2015**

**THE WEST BENGAL APPROPRIATION (NO. 2)  
ACT, 2015.**

*[Passed by the West Bengal Legislature.]*

[Assent of the Governor was first published in the *Kolkata Gazette*,  
*Extraordinary*, of the 10th July, 2015.]

*An Act to authorise payment and appropriation of certain sums from and out of the Consolidated Fund of West Bengal for the services and purposes of the year ending on the thirty-first day of March, 2016.*

WHEREAS it is expedient to authorise payment and appropriation of certain sums from and out of the Consolidated Fund of West Bengal for the services and purposes of the year ending on the thirty-first day of March, 2016;

It is hereby enacted in the Sixty-sixth Year of the Republic of India, by the Legislature of West Bengal, as follows:—

Short title.

1. This Act may be called the West Bengal Appropriation (No. 2) Act, 2015.

*The West Bengal Appropriation (No. 2) Act, 2015.*

*(Sections 2, 3.)*

Issue of Rs.  
172237,91,37,000  
out of the  
Consolidated  
Fund of West  
Bengal for the  
year 2015-2016.

**2.** From and out of the Consolidated Fund of West Bengal, there may be paid and applied sums not exceeding those specified in column 3 of the Schedule amounting in the aggregate [inclusive of the sums specified in column 3 of the Schedule to the West Bengal Appropriation (Vote on Account) Act, 2015] to the sum of rupees one lakh seventy-two thousand two hundred thirty-seven crore ninety-one lakh and thirty-seven thousand towards defraying the several charges which will come in course of payment during the year ending on the thirty-first day of March, 2016, in respect of the services and purposes specified in column 2 of the Schedule.

West Ben. Act II  
of 2015.

Appropriation.

**3.** The sums authorised to be paid and applied from and out of the Consolidated Fund of West Bengal by this Act shall be appropriated for the services and purposes expressed in the Schedule in relation to the year ending on the thirty-first day of March, 2016.

*The West Bengal Appropriation (No. 2) Act, 2015.**(Schedule.)*

## SCHEDULE.

[See sections 2 and 3.]

1	2	3		
Demand Number/ Serial Number.	Services and purposes.	Sums not exceeding		
		Voted by the Legislative Assembly.	Charged on the Consolidated Fund.	Total.
		Rs.	Rs.	Rs.
	<b>REVENUE ACCOUNT</b>			
	<b>A—General Services</b>			
	<b>(a) Organs of State</b>			
1	2011—State Legislatures ..	56,42,50,000	55,18,000	56,97,68,000
	<b>(d) Administrative Services</b>			
	2059—Public Works ..	4,62,00,000	..	4,62,00,000
	<b>Capital Expenditure Outside the Revenue Account</b>			
	<b>A—Capital Account of General Services</b>			
	4059—Capital Outlay on Public Works ..	13,50,00,000	..	13,50,00,000
	<b>B—Capital Account of Social Services</b>			
	<b>(c) Water Supply, Sanitation, Housing and Urban Development</b>			
4216—Capital Outlay on Housing ..	..	..	..	
	Total ..	74,54,50,000	55,18,000	75,09,68,000
	<b>REVENUE ACCOUNT</b>			
	<b>A—General Services</b>			
	<b>(a) Organs of State</b>			
2	2012—Governor ..	..	10,25,74,000	10,25,74,000

*The West Bengal Appropriation (No. 2) Act, 2015.**(Schedule.)*

1	2	3		
Demand Number/ Serial Number.	Services and purposes.	Sums not exceeding		
		Voted by the Legislative Assembly.	Charged on the Consoli- dated Fund.	Total.
		Rs.	Rs.	Rs.
	<b>REVENUE ACCOUNT</b>			
3	2013—Council of Ministers ..	29,59,60,000	..	29,59,60,000
	<b>REVENUE ACCOUNT</b> <b>C—Economic Services</b> <b>(a) Agriculture and Allied Activities</b>			
	2401—Crop Husbandry ..	50,00,00,000	..	50,00,00,000
	2408—Food, Storage and Warehousing ..	13,12,36,000	..	13,12,36,000
	2435—Other Agricultural Programmes ..	42,92,51,000	..	42,92,51,000
	<b>(j) General Economic Services</b>			
	3451—Secretariat—Economic Services ..	1,11,13,000	..	1,11,13,000
	<b>C—Capital Account of Economic Services</b> <b>(a) Capital Account of Agriculture and Allied Activities</b>			
4	4401—Capital Outlay on Crop Husbandry ..	50,00,00,000	..	50,00,00,000
	4435—Capital Outlay on Other Agricultural Programmes. ..	111,00,00,000	..	111,00,00,000
	6401—Loans for Crop Husbandry ..	..	..	..
	6408—Loans for Food, Storage and Warehousing ..	..	..	..
	6435—Loans for other Agricultural Programmes ..	..	..	..
	Total ..	268,16,00,000	..	268,16,00,000
	<b>REVENUE ACCOUNT</b> <b>A—General Services</b> <b>(c) Interest Payment and Servicing of Debt</b>			
	2049—Interest Payments ..	..	..	..
5	<b>(e) Pensions and Miscellaneous General Services</b>			
	2071—Pensions and Other Retirement Benefits ..	..	..	..

*The West Bengal Appropriation (No. 2) Act, 2015.**(Schedule.)*

1	2	3		
Demand Number/ Serial Number.	Services and purposes.	Sums not exceeding		
		Voted by the Legislative Assembly.	Charged on the Consolidated Fund.	Total.
		Rs.	Rs.	Rs.
	<b>B—Social Services</b>			
	<b>(g) Social Welfare and Nutrition</b>			
	2235—Social Security and Welfare ..	68,71,61,000	..	68,71,61,000
	2236—Nutrition ..	3,50,000	..	3,50,000
	<b>C—Economic Services</b>			
	<b>(a) Agriculture and Allied Activities</b>			
	2401—Crop Husbandry ..	1056,60,66,000	..	1056,60,66,000
	2402—Soil and Water Conservation ..	75,88,78,000	..	75,88,78,000
	2415—Agricultural Research and Education ..	215,97,17,000	..	215,97,17,000
	<b>(b) Rural Development</b>			
	2501—Special Programmes for Rural Development ..	..	..	..
	<b>(c) Special Areas Programmes</b>			
	2551—Hill Areas ..	2,75,00,000	..	2,75,00,000
	2575—Other Special Areas Programmes ..	..	..	..
	<b>(j) General Economic Services</b>			
	3451—Secretariat—Economic Services ..	6,41,72,000	..	6,41,72,000
	<b>C—Capital Account of Economic Services</b>			
	<b>(a) Capital Account of Agriculture and Allied Activities</b>			
	4401—Capital Outlay on Crop Husbandry ..	593,00,00,000	..	593,00,00,000
	4415—Capital Outlay on Agricultural Research and Education. ..	5,00,00,000	..	5,00,00,000
	<b>(c) Capital Account of Special Areas Programme</b>			
	4575—Capital Outlay on Other Special Areas Programme. ..	..	..	..
	6004—Loans and Advances from the Central Government. ..	..	..	..
	6401—Loans for Crop Husbandry ..	..	..	..
	Total ..	2024,38,44,000	..	2024,38,44,000

*The West Bengal Appropriation (No. 2) Act, 2015.**(Schedule.)*

1 Demand Number/ Serial Number.	2 Services and purposes.	3 Sums not exceeding		
		Voted by the Legislative Assembly.	Charged on the Consoli- dated Fund.	Total.
		Rs.	Rs.	Rs.
	<b>REVENUE ACCOUNT</b>			
	<b>A—General Services</b>			
	<b>(c) Interest Payment and Servicing of Debt</b>			
	2049—Interest Payments .. ..	..	5,00,000	5,00,000
	<b>B—Social Services</b>			
	<b>(g) Social Welfare and Nutrition</b>			
	2235—Social Security and Welfare ..	1,40,000	..	1,40,000
	<b>C—Economic Services</b>			
	<b>(a) Agriculture and Allied Activities</b>			
	2401—Crop Husbandry ..	100,00,00,000	..	100,00,00,000
	2403—Animal Husbandry ..	488,53,75,000	..	488,53,75,000
	2404—Dairy Development ..	188,84,75,000	..	188,84,75,000
	2415—Agricultural Research and Education ..	6,71,93,000	..	6,71,93,000
	<b>(b) Rural Development</b>			
6	2515—Other Rural Development Programmes ..	50,85,99,000	..	50,85,99,000
	<b>(c) Special Areas Programmes</b>			
	2551—Hill Areas ..	4,40,00,000	..	4,40,00,000
	<b>(j) General Economic Services</b>			
	3451—Secretariat—Economic Services ..	3,25,35,000	..	3,25,35,000
	<b>C—Capital Account of Economic Services</b>			
	<b>(a) Capital Account of Agriculture and Allied Activities</b>			
	4401—Capital Outlay on Crop Husbandry ..	..	..	..
	4403—Capital Outlay on Animal Husbandry ..	71,07,00,000	..	71,07,00,000
	4404—Capital Outlay on Dairy Development ..	17,45,00,000	..	17,45,00,000
	6003—Internal Debt of the State Government ..	..	5,00,000	5,00,000
	6403—Loans for Animal Husbandry ..	..	..	..
	Total ..	931,15,17,000	10,00,000	931,25,17,000

*The West Bengal Appropriation (No. 2) Act, 2015.**(Schedule.)*

1	2	3		
Demand Number/ Serial Number.	Services and purposes.	Sums not exceeding		
		Voted by the Legislative Assembly.	Charged on the Consolidated Fund.	Total.
		Rs.	Rs.	Rs.
	<b>REVENUE ACCOUNT</b>			
	<b>A—General Services</b>			
	<b>(c) Interest Payment and Servicing of Debt</b>			
	2049—Interest Payments .. ..		5,00,000	5,00,000
	<b>B—Social Services</b>			
	<b>(e) Welfare of SC, ST and OBC's</b>			
	2225—Welfare of Scheduled Castes, Scheduled Tribes, Other Backward Classes and Minorities. ..	613,41,80,000		613,41,80,000
	<b>(h) Others</b>			
	2251—Secretariat—Social Services ..	3,24,28,000		3,24,28,000
	<b>B—Capital Account of Social Services</b>			
	<b>(e) Welfare of SC, ST and OBC's</b>			
	4225—Capital Outlay on Welfare of Scheduled Castes, Scheduled Tribes, Other Backward Classes and Minorities. ..	26,45,00,000		26,45,00,000
	6003—Internal Debt of the State Government ..		5,00,000	5,00,000
	6004—Loans and Advances from the Central Government. ..			
	6225—Loans for Welfare of Scheduled Castes, Scheduled Tribes, Other Backward Classes and Minorities. ..			
	Total ..	643,11,08,000	10,00,000	643,21,08,000
	<b>REVENUE ACCOUNT</b>			
	<b>A—General Services</b>			
	<b>(c) Interest Payment and Servicing of Debt</b>			
	2049—Interest Payments .. ..		2,50,00,000	2,50,00,000
	<b>B—Social Services</b>			
	<b>(c) Water Supply, Sanitation, Housing and Urban Development</b>			
	2216—Housing ..	10,12,000		10,12,000



*The West Bengal Appropriation (No. 2) Act, 2015.**(Schedule.)*

1 Demand Number/ Serial Number.	2 Services and purposes.	3 Sums not exceeding		
		Voted by the Legislative Assembly.	Charged on the Consoli- dated Fund.	Total.
		Rs.	Rs.	Rs.
	<b>(g) Social Welfare and Nutrition</b>			
	2250—Other Social Services ..	80,000	..	80,000
	<b>C—Economic Services</b>			
	<b>(a) Agriculture and Allied Activities</b>			
	2401—Crop Husbandry ..	116,09,11,000	..	116,09,11,000
	2404—Dairy Development ..	5,45,000	..	5,45,000
	2425—Co-operation ..	210,66,74,000	..	210,66,74,000
	<b>(b) Rural Development</b>			
	2515—Other Rural Development Programmes ..	13,42,30,000	..	13,42,30,000
	<b>(j) General Economic Services</b>			
	3451—Secretariat—Economic Services ..	4,37,13,000	..	4,37,13,000
	<b>B—Capital Account of Social Services</b>			
	<b>(c) Water Supply, Sanitation, Housing and Urban Development</b>			
	4216—Capital Outlay on Housing ..	30,00,000	..	30,00,000
	<b>(h) Others</b>			
	4250—Capital Outlay on Other Social Services ..	80,000	..	80,000
	<b>C—Capital Account of Economic Services</b>			
	<b>(a) Capital Account of Agriculture and Allied Activities</b>			
	4401—Capital Outlay on Crop Husbandry ..	..	..	..
	4425—Capital Outlay on Co-operation ..	16,39,14,000	..	16,39,14,000
	6003—Internal Debt of the State Government ..	..	5,50,00,000	5,50,00,000
	6004—Loans and Advances from the Central Government. ..	..	..	..
	6250—Loans for Other Social Services ..	40,000	..	40,000
	6425—Loans for Co-operation ..	3,12,01,000	..	3,12,01,000
	Total ..	364,54,00,000	8,00,00,000	372,54,00,000

*The West Bengal Appropriation (No. 2) Act, 2015.**(Schedule.)*

1 Demand Number/ Serial Number.	2 Services and purposes.	3 Sums not exceeding		
		Voted by the Legislative Assembly.	Charged on the Consoli- dated Fund.	Total.
		Rs.	Rs.	Rs.
	<b>REVENUE ACCOUNT</b>			
	<b>A—General Services</b>			
	<b>(c) Interest Payment and Servicing of Debt</b>			
	2049—Interest Payments .. ..	..	2,50,00,000	2,50,00,000
	<b>(d) Administrative Services</b>			
	2058—Stationery and Printing ..	35,26,56,000	..	35,26,56,000
	2059—Public Works .. ..	..	..	..
	<b>C—Economic Services</b>			
	<b>(c) Special Areas Programmes</b>			
	2551—Hill Areas .. ..	..	..	..
	<b>(f) Industry and Minerals</b>			
	2852—Industries .. ..	745,94,81,000	..	745,94,81,000
	2853—Non-Ferrous Mining and Metallurgical Industries. .. ..	6,18,28,000	..	6,18,28,000
	<b>(j) General Economic Services</b>			
	3451—Secretariat—Economic Services ..	8,21,08,000	..	8,21,08,000
	3475—Other General Economic Services ..	92,58,000	..	92,58,000
	<b>Capital Expenditure Outside the Revenue Account</b>			
	<b>A—Capital Account of General Services</b>			
	4059—Capital Outlay on Public Works ..	10,00,000	..	10,00,000
	<b>C—Capital Account of Economic Services</b>			
	<b>(a) Capital Account of Agriculture and Allied Activities</b>			
	4407—Capital Outlay on Plantations ..	1,000	..	1,000
	<b>(c) Capital Account of Special Areas Programme</b>			
	4551—Capital Outlay on Hill Areas ..	1,000	..	1,000
	<b>(f) Capital Account of Industry and Minerals</b>			
	4856—Capital Outlay on Petrochemical Industries ..	..	..	..
	4857—Capital Outlay on Chemical and Pharmaceutical Industries. .. ..	3,65,45,000	..	3,65,45,000
	4859—Capital Outlay on Telecommunication and Electronics Industries. .. ..	..	..	..
	4860—Capital Outlay on Consumer Industries ..	1,00,00,000	..	1,00,00,000
	4885—Other Capital Outlay on Industries and Minerals. .. ..	25,00,00,000	..	25,00,00,000

*The West Bengal Appropriation (No. 2) Act, 2015.**(Schedule.)*

1 Demand Number/ Serial Number.	2 Services and purposes.	3		
		Voted by the Legislative Assembly.	Charged on the Consoli- dated Fund.	Total.
		Rs.	Rs.	Rs.
	<b>(g) Capital Account of Transport</b>			
	5054—Capital Outlay on Roads and Bridges ..	..	..	..
	<b>(j) Capital Account of General Economic Services</b>			
	5465—Investments in General Financial and Trading Institutions. ..	..	..	..
	6003—Internal Debt of the State Government ..	..	6,00,00,000	6,00,00,000
	6004—Loans and Advances from the Central Government. ..	..	..	..
9	6407—Loans for Plantations ..	3,85,89,000	..	3,85,89,000
	6551—Loans for Hill Areas ..	8,82,01,000	..	8,82,01,000
	6857—Loans for Chemical and Pharmaceutical Industries. ..	3,37,00,000	..	3,37,00,000
	6859—Loans for Telecommunication and Electronics Industries. ..	..	..	..
	6860—Loans for Consumer Industries ..	3,41,00,000	..	3,41,00,000
	6885—Other Loans to Industries and Minerals ..	2,00,00,000	..	2,00,00,000
	7465—Loans for General Financial and Trading Institutions. ..	35,50,00,000	..	35,50,00,000
	Total ..	883,24,68,000	8,50,00,000	891,74,68,000
	<b>REVENUE ACCOUNT</b>			
	<b>A—General Services</b>			
	<b>(d) Administrative Services</b>			
	2052—Secretariat—General Services ..	1,96,70,000	..	1,96,70,000
	<b>C—Economic Services</b>			
	<b>(j) General Economic Services</b>			
10	3456—Civil Supplies ..	57,22,86,000	..	57,22,86,000
	3475—Other General Economic Services ..	14,19,73,000	..	14,19,73,000
	Total ..	73,39,29,000	..	73,39,29,000

*The West Bengal Appropriation (No. 2) Act, 2015.**(Schedule.)*

1	2	3		
Demand Number/ Serial Number.	Services and purposes.	Sums not exceeding		
		Voted by the Legislative Assembly.	Charged on the Consoli- dated Fund.	Total.
		Rs.	Rs.	Rs.
	<b>REVENUE ACCOUNT</b>			
	<b>A—General Services</b>			
	<b>(c) Interest Payment and Servicing of Debt</b>			
	2049—Interest Payments .. ..		1,40,00,000	1,40,00,000
	<b>C—Economic Services</b>			
	<b>(a) Agriculture and Allied Activities</b>			
	2401—Crop Husbandry .. ..	18,55,13,000	..	18,55,13,000
	<b>(c) Special Areas Programmes</b>			
	2551—Hill Areas .. ..	4,00,000	..	4,00,000
	<b>(f) Industry and Minerals</b>			
	2851—Village and Small Industries .. ..	621,14,33,000	..	621,14,33,000
	<b>(j) General Economic Services</b>			
11	3451—Secretariat—Economic Services .. ..	4,90,50,000	..	4,90,50,000
	<b>C—Capital Account of Economic Services</b>			
	<b>(f) Capital Account of Industry and Minerals</b>			
	4851—Capital Outlay on Village and Small Industries .. ..	204,46,00,000	..	204,46,00,000
	6003—Internal Debt of the State Government .. ..	..	2,00,00,000	2,00,00,000
	6004—Loans and Advances from the Central Government. .. ..	..	..	..
	6851—Loans for Village and Small Industries .. ..	9,90,00,000	..	9,90,00,000
	6860—Loans for Consumer Industries .. ..	55,77,95,000	..	55,77,95,000
	Total .. ..	914,77,91,000	3,40,00,000	918,17,91,000
	<b>REVENUE ACCOUNT</b>			
	<b>A—General Services</b>			
	<b>(c) Interest Payment and Servicing of Debt</b>			
	2049—Interest Payments .. ..	..	..	..
	<b>(d) Administrative Services</b>			
	2059—Public Works .. ..	50,00,000	..	50,00,000
	<b>(e) Pensions and Miscellaneous General Services</b>			
	2075—Miscellaneous General Services .. ..	..	..	..
	<b>B—Social Services</b>			
	<b>(f) Labour and Labour Welfare</b>			
12	2230—Labour and Employment .. ..	..	..	..
	<b>(g) Social Welfare and Nutrition</b>			
	2235—Social Security and Welfare .. ..	..	..	..
	<b>C—Economic Services</b>			
	<b>(a) Agriculture and Allied Activities</b>			
	2401—Crop Husbandry .. ..	..	..	..
	2402—Soil and Water Conservation .. ..	..	..	..

*The West Bengal Appropriation (No. 2) Act, 2015.**(Schedule.)*

1	2	3		
Demand Number/ Serial Number.	Services and purposes.	Sums not exceeding		
		Voted by the Legislative Assembly.	Charged on the Consoli- dated Fund.	Total.
		Rs.	Rs.	Rs.
	<b>(b) Rural Development</b>			
	2505—Rural Employment ..	43,68,13,000	..	43,68,13,000
	<b>(c) Special Areas Programmes</b>			
	2575—Other Special Areas Programmes ..	177,00,00,000	..	177,00,00,000
	<b>(j) General Economic Services</b>			
	3451—Secretariat—Economic Services ..	11,39,65,000	..	11,39,65,000
	3452—Tourism ..	..	..	..
	3454—Census, Surveys and Statistics ..	..	..	..
	<b>Capital Expenditure Outside the Revenue Account</b>			
	<b>A—Capital Account of General Services</b>			
	4059—Capital Outlay on Public Works ..	..	..	..
	<b>B—Capital Account of Social Services</b>			
	<b>(g) Social Welfare and Nutrition</b>			
	4235—Capital Outlay on Social Security and Welfare ..	50,00,000	..	50,00,000
	<b>C—Capital Account of Economic Services</b>			
	<b>(c) Capital Account of Special Areas Programme</b>			
	4575—Capital Outlay on Other Special Areas Programme. ..	94,39,00,000	..	94,39,00,000
	6004—Loans and Advances from the Central Government. ..	..	..	..
	6250—Loans for Other Social Services ..	..	..	..
	Total ..	327,46,78,000	..	327,46,78,000
	<b>REVENUE ACCOUNT</b>			
	<b>B—Social Services</b>			
	<b>(a) Education, Sports, Art and Culture</b>			
	2202—General Education ..	2456,71,08,000	..	2456,71,08,000
	2203—Technical Education ..	62,81,44,000	..	62,81,44,000
	2204—Sports and Youth Services ..	29,84,17,000	..	29,84,17,000
	2205—Art and Culture ..	24,53,87,000	..	24,53,87,000
	<b>(h) Others</b>			
	2251—Secretariat—Social Services ..	8,57,06,000	..	8,57,06,000

*The West Bengal Appropriation (No. 2) Act, 2015.**(Schedule.)*

1	2	3		
Demand Number/ Serial Number.	Services and purposes.	Sums not exceeding		
		Voted by the Legislative Assembly.	Charged on the Consoli- dated Fund.	Total.
		Rs.	Rs.	Rs.
	<b>C—Economic Services</b>			
	<b>(c) Special Areas Programmes</b>			
	2551—Hill Areas .. ..	..	..	..
	<b>(j) General Economic Services</b>			
	3454—Census, Surveys and Statistics ..	76,65,000	..	76,65,000
	<b>B—Capital Account of Social Services</b>			
	<b>(a) Education, Sports, Art and Culture</b>			
	4202—Capital Outlay on Education, Sports, Art and Culture. ..	88,96,19,000	..	88,96,19,000
	<b>C—Capital Account of Economic Services</b>			
	<b>(g) Capital Account of Transport</b>			
	5054—Capital Outlay on Roads and Bridges ..	16,00,00,000	..	16,00,00,000
	6202—Loans for Education, Sports, Art and Culture. .	..	..	..
	Total ..	2688,20,46,000	..	2688,20,46,000
	<b>REVENUE ACCOUNT</b>			
	<b>B—Social Services</b>			
	<b>(a) Education, Sports, Art and Culture</b>			
	2202—General Education ..	217,98,33,000	..	217,98,33,000
	2205—Art and Culture ..	5,15,00,000	..	5,15,00,000
	<b>(g) Social Welfare and Nutrition</b>			
	2235—Social Security and Welfare ..	21,11,94,000	..	21,11,94,000
	<b>(h) Others</b>			
	2251—Secretariat—Social Services ..	2,29,16,000	..	2,29,16,000
	<b>C—Economic Services</b>			
	<b>(b) Rural Development</b>			
	2515—Other Rural Development Programmes ..	5,67,23,000	..	5,67,23,000
	<b>(c) Special Areas Programmes</b>			
	2551—Hill Areas .. ..	..	..	..
	<b>(j) General Economic Services</b>			
	3454—Census, Surveys and Statistics ..	..	..	..
	<b>B—Capital Account of Social Services</b>			
	<b>(a) Education, Sports, Art and Culture</b>			
	4202—Capital Outlay on Education, Sports, Art and Culture. ..	6,04,24,000	..	6,04,24,000
	<b>(g) Social Welfare and Nutrition</b>			
	4235—Capital Outlay on Social Security and Welfare . .	92,00,000	..	92,00,000
	Total ..	259,17,90,000	..	259,17,90,000

*The West Bengal Appropriation (No. 2) Act, 2015.**(Schedule.)*

1 Demand Number/ Serial Number.	2 Services and purposes.	3 Sums not exceeding		
		Voted by the Legislative Assembly.	Charged on the Consoli- dated Fund.	Total.
		Rs.	Rs.	Rs.
	<b>REVENUE ACCOUNT</b>			
	<b>B—Social Services</b>			
	<b>(a) Education, Sports, Art and Culture</b>			
	2202—General Education ..	20980,58,71,000	..	20980,58,71,000
	2204—Sports and Youth Services ..	6,86,04,000	..	6,86,04,000
	<b>(h) Others</b>			
	2251—Secretariat—Social Services ..	5,36,15,000	..	5,36,15,000
	<b>C—Economic Services</b>			
	<b>(c) Special Areas Programmes</b>			
15	2551—Hill Areas ..	50,00,000	..	50,00,000
	<b>B—Capital Account of Social Services</b>			
	<b>(a) Education, Sports, Art and Culture</b>			
	4202—Capital Outlay on Education, Sports, Art and Culture. ..	163,00,00,000	..	163,00,00,000
	Total ..	21156,30,90,000	..	21156,30,90,000
	<b>REVENUE ACCOUNT</b>			
	<b>B—Social Services</b>			
	<b>(c) Water Supply, Sanitation, Housing and Urban Development</b>			
	2215—Water Supply and Sanitation ..	3,57,46,000	..	3,57,46,000
	<b>(h) Others</b>			
	2251—Secretariat—Social Services ..	3,34,11,000	..	3,34,11,000
	<b>C—Economic Services</b>			
	<b>(i) Science, Technology and Environment</b>			
	3425—Other Scientific Research ..	88,10,000	..	88,10,000
	3435—Ecology and Environment ..	49,10,00,000	..	49,10,00,000
16	Total ..	56,89,67,000	..	56,89,67,000

*The West Bengal Appropriation (No. 2) Act, 2015.**(Schedule.)*

1	2	3		
Demand Number/ Serial Number.	Services and purposes.	Sums not exceeding		
		Voted by the Legislative Assembly.	Charged on the Consoli- dated Fund.	Total.
		Rs.	Rs.	Rs.
	<b>REVENUE ACCOUNT</b>			
	<b>A—General Services</b>			
	<b>(b) Fiscal Services</b>			
17	2039—State Excise ..	151,94,48,000	..	151,94,48,000
	<b>(d) Administrative Services</b>			
	2052—Secretariat—General Services ..	1,05,88,000	..	1,05,88,000
	2059—Public Works ..	..	..	..
	<b>Capital Expenditure Outside the Revenue Account</b>			
	<b>A—Capital Account of General Services</b>			
4059—Capital Outlay on Public Works ..	..	10,25,00,000	..	10,25,00,000
	Total ..	163,25,36,000	..	163,25,36,000
	<b>REVENUE ACCOUNT</b>			
	<b>A—General Services</b>			
	<b>(a) Organs of State</b>			
18	2014—Administration of Justice ..	4,97,54,000	..	4,97,54,000
	<b>(b) Fiscal Services</b>			
	2020—Collection of Taxes on Income and Expenditure. ..	22,49,14,000	..	22,49,14,000
	2029—Land Revenue ..	80,36,000	..	80,36,000
	2030—Stamps and Registration ..	99,47,47,000	..	99,47,47,000
	2035—Collection of Other Taxes on Property and Capital Transactions. ..	97,91,000	..	97,91,000
	2040—Taxes on Sales, Trades etc. ..	220,04,67,000	..	220,04,67,000
	2045—Other Taxes and Duties on Commodities and Services. ..	6,33,73,000	..	6,33,73,000
2047—Other Fiscal Services ..	33,73,27,000	..	33,73,27,000	



*The West Bengal Appropriation (No. 2) Act, 2015.**(Schedule.)*

1 Demand Number/ Serial Number.	2 Services and purposes.	3 Sums not exceeding		
		Voted by the Legislative Assembly.	Charged on the Consoli- dated Fund.	Total.
		Rs.	Rs.	Rs.
	<b>(c) Interest Payment and Servicing of Debt</b>			
	2048—Appropriation for Reduction or Avoidance of Debt. ..	..	400,00,00,000	400,00,00,000
	2049—Interest Payments ..	..	23500,40,89,000	23500,40,89,000
	<b>(d) Administrative Services</b>			
	2051—Public Service Commission ..	..	25,02,69,000	25,02,69,000
	2052—Secretariat—General Services ..	80,38,94,000	..	80,38,94,000
	2054—Treasury and Accounts Administration ..	147,77,17,000	..	147,77,17,000
	2058—Stationery and Printing ..	2,75,00,000	..	2,75,00,000
	2059—Public Works ..	1,77,000	..	1,77,000
	2070—Other Administrative Services ..	2,35,95,000	..	2,35,95,000
18	<b>(e) Pensions and Miscellaneous General Services</b>			
	2071—Pensions and Other Retirement Benefits ..	13846,27,50,000	..	13846,27,50,000
	2075—Miscellaneous General Services ..	66,09,69,000	..	66,09,69,000
	<b>B—Social Services</b>			
	<b>(g) Social Welfare and Nutrition</b>			
	2235—Social Security and Welfare ..	160,74,85,000	..	160,74,85,000
	2250—Other Social Services ..	22,50,75,000	..	22,50,75,000
	<b>C—Economic Services</b>			
	<b>(g) Transport</b>			
	3054—Roads and Bridges ..	..	..	..
	<b>(j) General Economic Services</b>			
	3454—Census, surveys and Statistics ..	2,99,75,000	..	2,99,75,000
	3475—Other General Economic Services ..	17,91,000	..	17,91,000
	<b>D—Grants-in-aid and Contributions</b>			
	3604—Compensation and Assignments to Local Bodies and Panchayati Raj Institutions. ..	..	..	..

*The West Bengal Appropriation (No. 2) Act, 2015.**(Schedule.)*

1 Demand Number/ Serial Number.	2 Services and purposes.	3 Sums not exceeding		
		Voted by the Legislative Assembly.	Charged on the Consoli- dated Fund.	Total.
		Rs.	Rs.	Rs.
	<b>Capital Expenditure Outside the Revenue Account</b>			
	<b>A—Capital Account of General Services</b>			
	4059—Capital Outlay on Public Works ..	17,50,00,000	..	17,50,00,000
	<b>B—Capital Account of Social Services</b>			
	<b>(c) Water Supply, Sanitation, Housing and Urban Development</b>			
	4216—Capital Outlay on Housing ..	50,00,000	..	50,00,000
	<b>C—Capital Account of Economic Services</b>			
	<b>(f) Capital Account of Industry and Minerals</b>			
18	4885—Other Capital Outlay on Industries and Minerals. ..	55,00,00,000	..	55,00,00,000
	<b>(j) Capital Account of General Economic Services</b>			
	5465—Investments in General Financial and Trading Institutions. ..	5,00,00,000	..	5,00,00,000
	6003—Internal Debt of the State Government ..	..	38091,82,94,000	38091,82,94,000
	6004—Loans and Advances from the Central Government. ..	..	713,16,52,000	713,16,52,000
	6885—Other Loans to Industries and Minerals ..	..	..	..
	7610—Loans to Government Servants etc. ..	7,21,05,000	..	7,21,05,000
	7615—Miscellaneous Loans ..	..	..	..
	Total ..	14806,14,42,000	62730,43,04,000	77536,57,46,000

*The West Bengal Appropriation (No. 2) Act, 2015.**(Schedule.)*

1	2	3		
Demand Number/ Serial Number.	Services and purposes.	Sums not exceeding		
		Voted by the Legislative Assembly.	Charged on the Consoli- dated Fund.	Total.
		Rs.	Rs.	Rs.
	<b>REVENUE ACCOUNT</b>			
	<b>A—General Services</b>			
	<b>(c) Interest Payment and Servicing of Debt</b>			
	2049—Interest Payments .. ..		10,00,000	10,00,000
	<b>(d) Administrative Services</b>			
	2052—Secretariat—General Services ..	1,84,83,000		1,84,83,000
	2059—Public Works ..	66,23,000		66,23,000
	2070—Other Administrative Services ..	216,22,99,000		216,22,99,000
19	<b>Capital Expenditure Outside the Revenue Account</b>			
	<b>A—Capital Account of General Services</b>			
	4059—Capital Outlay on Public Works ..			
	4070—Capital Outlay on Other Administrative Services ..	86,60,00,000		86,60,00,000
	6003—Internal Debt of the State Government ..		40,00,000	40,00,000
	Total ..	305,34,05,000	50,00,000	305,84,05,000
	<b>REVENUE ACCOUNT</b>			
	<b>A—General Services</b>			
	<b>(c) Interest Payment and Servicing of Debt</b>			
	2049—Interest Payments .. ..		9,00,00,000	9,00,00,000
	<b>B—Social Services</b>			
	<b>(g) Social Welfare and Nutrition</b>			
	2235—Social Security and Welfare ..	10,55,21,000		10,55,21,000
	<b>C—Economic Services</b>			
	<b>(a) Agriculture and Allied Activities</b>			
	2401—Crop Husbandry ..	50,00,00,000		50,00,00,000
	2405—Fisheries ..	164,12,50,000		164,12,50,000
	2415—Agricultural Research and Education ..	1,73,76,000		1,73,76,000
	<b>(b) Rural Development</b>			
	2515—Other Rural Development Programmes ..	14,19,87,000		14,19,87,000
	<b>(c) Special Areas Programmes</b>			
	2551—Hill Areas ..	30,00,000		30,00,000
	<b>(j) General Economic Services</b>			
	3451—Secretariat—Economic Services ..	4,43,72,000		4,43,72,000
	<b>C—Capital Account of Economic Services</b>			
	<b>(a) Capital Account of Agriculture and Allied Activities</b>			
	4401—Capital Outlay on Crop Husbandry ..	10,00,00,000		10,00,00,000
	4405—Capital Outlay on Fisheries ..	54,04,00,000		54,04,00,000
	6003—Internal Debt of the State Government ..		15,50,00,000	15,50,00,000
	6405—Loans for Fisheries ..	4,00,00,000		4,00,00,000
	Total ..	313,39,06,000	24,50,00,000	337,89,06,000
20				

*The West Bengal Appropriation (No. 2) Act, 2015.**(Schedule.)*

1	2	3		
Demand Number/ Serial Number.	Services and purposes.	Sums not exceeding		
		Voted by the Legislative Assembly.	Charged on the Consoli- dated Fund.	Total.
		Rs.	Rs.	Rs.
	<b>REVENUE ACCOUNT</b>			
	<b>A—General Services</b>			
	<b>(d) Administrative Services</b>			
	2052—Secretariat—General Services ..	34,07,21,000	..	34,07,21,000
	<b>B—Social Services</b>			
	<b>(g) Social Welfare and Nutrition</b>			
	2235—Social Security and Welfare ..	1047,18,37,000	..	1047,18,37,000
	<b>C—Economic Services</b>			
	<b>(a) Agriculture and Allied Activities</b>			
	2408—Food, Storage and Warehousing ..	189,48,22,000	..	189,48,22,000
	<b>(j) General Economic Services</b>			
	3456—Civil Supplies ..	19,64,48,000	..	19,64,48,000
	<b>C—Capital Account of Economic Services</b>			
	<b>(a) Capital Account of Agriculture and Allied Activities</b>			
	4408—Capital Outlay on Food, Storage and Warehousing. ..	162,00,00,000	43,00,000	162,43,00,000
	6408—Loans for Food, Storage and Warehousing ..	..	..	..
	Total ..	1452,38,28,000	43,00,000	1452,81,28,000
	<b>REVENUE ACCOUNT</b>			
	<b>A—General Services</b>			
	<b>(c) Interest Payment and Servicing of Debt</b>			
	2049—Interest Payments ..	..	20,00,000	20,00,000
	<b>C—Economic Services</b>			
	<b>(a) Agriculture and Allied Activities</b>			
	2401—Crop Husbandry ..	84,94,91,000	..	84,94,91,000
	2408—Food, Storage and Warehousing ..	61,35,000	..	61,35,000
	<b>(c) Special Areas Programmes</b>			
	2551—Hill Areas ..	12,98,70,000	..	12,98,70,000
	<b>(f) Industry and Minerals</b>			
	2851—Village and Small Industries ..	12,00,000	..	12,00,000
	2852—Industries ..	26,75,00,000	..	26,75,00,000
	<b>(j) General Economic Services</b>			
	3451—Secretariat—Economic Services ..	1,70,65,000	..	1,70,65,000
	<b>C—Capital Account of Economic Services</b>			
	<b>(a) Capital Account of Agriculture and Allied Activities</b>			
	4401—Capital Outlay on Crop Husbandry ..	7,00,00,000	..	7,00,00,000
	<b>(f) Capital Account of Industry and Minerals</b>			
	4860—Capital Outlay on Consumer Industries ..	14,58,34,000	..	14,58,34,000
	6003—Internal Debt of the State Government ..	..	30,00,000	30,00,000
	6401—Loans for Crop Husbandry ..	..	..	..
	6860—Loans for Consumer Industries ..	..	..	..
	Total ..	148,70,95,000	50,00,000	149,20,95,000

*The West Bengal Appropriation (No. 2) Act, 2015.**(Schedule.)*

1	2	3		
Demand Number/ Serial Number.	Services and purposes.	Sums not exceeding		
		Voted by the Legislative Assembly.	Charged on the Consoli- dated Fund.	Total.
		Rs.	Rs.	Rs.
	<b>REVENUE ACCOUNT</b>			
	<b>A—General Services</b>			
	<b>(c) Interest Payment and Servicing of Debt</b>			
	2049—Interest Payments .. ..		5,00,000	5,00,000
	<b>C—Economic Services</b>			
	<b>(a) Agriculture and Allied Activities</b>			
	2401—Crop Husbandry .. ..	25,00,00,000		25,00,00,000
	2402—Soil and Water Conservation .. ..	8,04,89,000		8,04,89,000
	2406—Forestry and Wild Life .. ..	557,82,98,000		557,82,98,000
	2415—Agricultural Research and Education .. ..	1,13,82,000		1,13,82,000
	<b>(c) Special Areas Programmes</b>			
	2551—Hill Areas .. ..	1,12,68,000		1,12,68,000
	<b>(j) General Economic Services</b>			
	3451—Secretariat—Economic Services .. ..	2,63,35,000		2,63,35,000
	<b>C—Capital Account of Economic Services</b>			
	<b>(a) Capital Account of Agriculture and Allied Activities</b>			
	4401—Capital Outlay on Crop Husbandry .. ..			
	4406—Capital Outlay on Forestry and Wild Life .. ..	25,00,00,000		25,00,00,000
	6004—Loans and Advances from the Central Government. .. ..			
	Total .. ..	620,77,72,000	5,00,000	620,82,72,000
	<b>REVENUE ACCOUNT</b>			
	<b>A—General Services</b>			
	<b>(d) Administrative Services</b>			
	2051—Public Service Commission .. ..	1,92,00,000		1,92,00,000
	<b>B—Social Services</b>			
	<b>(b) Health and Family Welfare</b>			
	2210—Medical and Public Health .. ..	4330,92,27,000		4330,92,27,000
	2211—Family Welfare .. ..	548,36,09,000		548,36,09,000
	<b>(g) Social Welfare and Nutrition</b>			
	2236—Nutrition .. ..	12,70,000		12,70,000
	2250—Other Social Services .. ..	26,06,000		26,06,000

*The West Bengal Appropriation (No. 2) Act, 2015.**(Schedule.)*

1	2	3		
Demand Number/ Serial Number.	Services and purposes.	Sums not exceeding		
		Voted by the Legislative Assembly.	Charged on the Consoli- dated Fund.	Total.
		Rs.	Rs.	Rs.
	<b>(h) Others</b>			
	2251—Secretariat—Social Services ..	12,26,49,000	..	12,26,49,000
	<b>C—Economic Services</b>			
	<b>(b) Rural Development</b>			
	2515—Other Rural Development Programmes ..	2,32,78,000	..	2,32,78,000
	<b>(c) Special Areas Programmes</b>			
24	2551—Hill Areas ..	2,15,70,000	..	2,15,70,000
	<b>Capital Expenditure Outside the Revenue Account</b>			
	<b>A—Capital Account of General Services</b>			
	4059—Capital Outlay on Public Works ..	..	..	..
	<b>B—Capital Account of Social Services</b>			
	<b>(b) Health and Family Welfare</b>			
	4210—Capital Outlay on Medical and Public Health. ..	1223,64,41,000	..	1223,64,41,000
	4211—Capital Outlay on Family Welfare ..	..	..	..
	6210—Loans for Medical and Public Health ..	2,94,36,000	..	2,94,36,000
	6211—Loans for Family Welfare ..	..	..	..
	Total ..	6124,92,86,000	..	6124,92,86,000
	<b>REVENUE ACCOUNT</b>			
	<b>A—General Services</b>			
	<b>(c) Interest Payment and Servicing of Debt</b>			
	2049—Interest Payments ..	..	..	..
	<b>(d) Administrative Services</b>			
	2052—Secretariat—General Services ..	7,50,11,000	..	7,50,11,000
	2059—Public Works ..	671,33,12,000	9,24,08,000	680,57,20,000
	<b>B—Social Services</b>			
	<b>(a) Education, Sports, Art and Culture</b>			
25	2205—Art and Culture ..	24,29,000	..	24,29,000
	<b>(b) Health and Family Welfare</b>			
	2210—Medical and Public Health ..	..	..	..
	<b>(c) Water Supply, Sanitation, Housing and Urban Development</b>			
	2216—Housing ..	28,77,51,000	..	28,77,51,000
	<b>(g) Social Welfare and Nutrition</b>			
	2235—Social Security and Welfare ..	..	..	..
	2250—Other Social Services ..	7,75,73,000	..	7,75,73,000

*The West Bengal Appropriation (No. 2) Act, 2015.**(Schedule.)*

1 Demand Number/ Serial Number.	2 Services and purposes.	3 Sums not exceeding		
		Voted by the Legislative Assembly.	Charged on the Consoli- dated Fund.	Total.
		Rs.	Rs.	Rs.
	<b>C—Economic Services</b>			
	<b>(c) Special Areas Programmes</b>			
	2551—Hill Areas .. ..	..	..	..
	<b>(f) Industry and Minerals</b>			
	2853—Non-Ferrous Mining and Metallurgical Industries. .. ..	..	..	..
	<b>(g) Transport</b>			
	3054—Roads and Bridges ..	775,75,87,000	..	775,75,87,000
	<b>(j) General Economic Services</b>			
	3451—Secretariat—Economic Services ..	5,26,59,000	..	5,26,59,000
	<b>Capital Expenditure Outside the     Revenue Account</b>			
	<b>A—Capital Account of General Services</b>			
	4055—Capital Outlay on Police .. ..	..	..	..
	4059—Capital Outlay on Public Works ..	57,50,00,000	..	57,50,00,000
25	4070—Capital Outlay on Other Administrative Services. .. ..	..	..	..
	<b>B—Capital Account of Social Services</b>			
	<b>(a) Education, Sports, Art and Culture</b>			
	4202—Capital Outlay on Education, Sports, Art and Culture. .. ..	21,74,50,000	..	21,74,50,000
	<b>(b) Health and Family Welfare</b>			
	4210—Capital Outlay on Medical and Public Health. .. ..	..	..	..
	4211—Capital Outlay on Family Welfare ..	..	..	..
	<b>(c) Water Supply, Sanitation, Housing and     Urban Development</b>			
	4216—Capital Outlay on Housing .. ..	..	..	..
	<b>(d) Information and Broadcasting</b>			
	4220—Capital Outlay on Information and Publicity ..	..	..	..
	<b>(h) Others</b>			
	4250—Capital Outlay on Other Social Services ..	..	..	..

*The West Bengal Appropriation (No. 2) Act, 2015.**(Schedule.)*

1	2	3		
Demand Number/ Serial Number.	Services and purposes.	Sums not exceeding		
		Voted by the Legislative Assembly.	Charged on the Consoli- dated Fund.	Total.
		Rs.	Rs.	Rs.
	<b>C—Capital Account of Economic Services</b>			
	<b>(a) Capital Account of Agriculture and Allied Activities</b>			
	4403—Capital Outlay on Animal Husbandry ..	..	..	..
	4404—Capital Outlay on Dairy Development ..	..	..	..
	4408—Capital Outlay on Food, Storage and Warehousing. ..	..	..	..
25	4425—Capital Outlay on Co-operation ..	..	..	..
	<b>(f) Capital Account of Industry and Minerals</b>			
	4851—Capital Outlay on Village and Small Industries. ..	..	..	..
	<b>(g) Capital Account of Transport</b>			
	5054—Capital Outlay on Roads and Bridges ..	3366,69,00,000	..	3366,69,00,000
	6004—Loans and Advances from the Central Government. ..	..	..	..
	7075—Loans for Other Transport Services ..	21,89,00,000	..	21,89,00,000
	Total ..	4964,45,72,000	9,24,08,000	4973,69,80,000
	<b>REVENUE ACCOUNT</b>			
	<b>C—Economic Services</b>			
	<b>(c) Special Areas Programmes</b>			
	2551—Hill Areas ..	607,29,34,000	..	607,29,34,000
	<b>(j) General Economic Services</b>			
26	3451—Secretariat—Economic Services ..	73,74,000	..	73,74,000
	Total ..	608,03,08,000	..	608,03,08,000



*The West Bengal Appropriation (No. 2) Act, 2015.**(Schedule.)*

1 Demand Number/ Serial Number.	2 Services and purposes.	3 Sums not exceeding		
		Voted by the Legislative Assembly.	Charged on the Consoli- dated Fund.	Total.
		Rs.	Rs.	Rs.
	<b>REVENUE ACCOUNT</b>			
	<b>A—General Services</b>			
	<b>(a) Organs of State</b>			
	2014—Administration of Justice ..	..	..	..
	2015—Elections ..	269,58,54,000	..	269,58,54,000
	<b>(c) Interest Payment and Servicing of Debt</b>			
	2049—Interest Payments ..	..	4,35,24,000	4,35,24,000
	<b>(d) Administrative Services</b>			
	2052—Secretariat—General Services ..	28,13,97,000	..	28,13,97,000
	2055—Police ..	4558,14,54,000	7,63,000	4558,22,17,000
	2059—Public Works ..	6,48,75,000	..	6,48,75,000
	2070—Other Administrative Services ..	12,41,26,000	..	12,41,26,000
	<b>(e) Pensions and Miscellaneous General Services</b>			
27	2075—Miscellaneous General Services ..	2,40,25,000	..	2,40,25,000
	<b>B—Social Services</b>			
	<b>(c) Water Supply, Sanitation, Housing and Urban Development</b>			
	2216—Housing ..	..	..	..
	<b>(g) Social Welfare and Nutrition</b>			
	2235—Social Security and Welfare ..	4,81,94,000	..	4,81,94,000
	2250—Other Social Services ..	1,00,78,000	..	1,00,78,000
	<b>C—Economic Services</b>			
	<b>(c) Special Areas Programmes</b>			
	2575—Other Special Areas Programmes ..	77,00,00,000	..	77,00,00,000
	<b>(j) General Economic Services</b>			
	3451—Secretariat—Economic Services ..	7,14,000	..	7,14,000
	3454—Census, Surveys and Statistics ..	51,02,000	..	51,02,000

*The West Bengal Appropriation (No. 2) Act, 2015.**(Schedule.)*

1	2	3		
Demand Number/ Serial Number.	Services and purposes.	Sums not exceeding		
		Voted by the Legislative Assembly.	Charged on the Consolidated Fund.	Total.
		Rs.	Rs.	Rs.
	<b>Capital Expenditure Outside the Revenue Account</b>			
	<b>A—Capital Account of General Services</b>			
	4055—Capital Outlay on Police ..	147,15,00,000	..	147,15,00,000
	4059—Capital Outlay on Public Works ..	93,73,16,000	..	93,73,16,000
	4070—Capital Outlay on Other Administrative Services. ..	..	..	..
	<b>B—Capital Account of Social Services</b>			
	<b>(c) Water Supply, Sanitation, Housing and Urban Development</b>			
	4216—Capital Outlay on Housing ..	4,00,00,000	..	4,00,00,000
	<b>(h) Others</b>			
	4250—Capital Outlay on Other Social Services ..	2,00,00,000	..	2,00,00,000
	<b>C—Capital Account of Economic Services</b>			
	<b>(c) Capital Account of Special Areas Programme</b>			
	4575—Capital Outlay on Other Special Areas Programme. ..	242,18,00,000	..	242,18,00,000
	6004—Loans and Advances from the Central Government. ..	..	3,34,72,000	3,34,72,000
	Total ..	5449,64,35,000	7,77,59,000	5457,41,94,000
	<b>REVENUE ACCOUNT</b>			
	<b>A—General Services</b>			
	<b>(c) Interest Payment and Servicing of Debt</b>			
	2049—Interest Payments ..	..	96,00,000	96,00,000
	<b>B—Social Services</b>			
	<b>(c) Water Supply, Sanitation, Housing and Urban Development</b>			
	2216—Housing ..	95,23,08,000	..	95,23,08,000
	2217—Urban Development ..	..	..	..
	<b>(h) Others</b>			
	2251—Secretariat—Social Services ..	4,53,98,000	..	4,53,98,000
	<b>C—Economic Services</b>			
	<b>(f) Industry and Minerals</b>			
	2852—Industries ..	15,26,78,000	..	15,26,78,000

*The West Bengal Appropriation (No. 2) Act, 2015.**(Schedule.)*

1	2	3		
Demand Number/ Serial Number.	Services and purposes.	Sums not exceeding		
		Voted by the Legislative Assembly.	Charged on the Consolidated Fund.	Total.
		Rs.	Rs.	Rs.
	<b>B—Capital Account of Social Services</b>			
	<b>(b) Health and Family Welfare</b>			
	4210—Capital Outlay on Medical and Public Health ..	4,00,00,000	..	4,00,00,000
	<b>(c) Water Supply, Sanitation, Housing and Urban Development</b>			
	4216—Capital Outlay on Housing ..	751,41,93,000	..	751,41,93,000
28	<b>C—Capital Account of Economic Services</b>			
	<b>(j) Capital Account of General Economic Services</b>			
	5452—Capital Outlay on Tourism ..	20,00,00,000	..	20,00,00,000
	6003—Internal Debt of the State Government ..	..	3,00,00,000	3,00,00,000
	6004—Loans and Advances from the Central Government. ..	..	..	..
	6216—Loans for Housing ..	..	..	..
	Total ..	890,45,77,000	3,96,00,000	894,41,77,000
	<b>REVENUE ACCOUNT</b>			
	<b>C—Economic Services</b>			
	<b>(f) Industry and Minerals</b>			
	2852—Industries ..	..	..	..
	<b>(j) General Economic Services</b>			
	3451—Secretariat—Economic Services ..	..	..	..
	<b>C—Capital Account of Economic Services</b>			
	<b>(f) Capital Account of Industry and Minerals</b>			
	4858—Capital Outlay on Engineering Industries ..	..	..	..
	4860—Capital Outlay on Consumer Industries ..	..	..	..
29	4875—Capital Outlay on Other Industries ..	..	..	..
	4885—Other Capital Outlay on Industries and Minerals. ..	..	..	..
	6004—Loans and Advances from the Central Government. ..	..	..	..
	6857—Loans for Chemical and Pharmaceutical Industries. ..	..	..	..
	6858—Loans for Engineering Industries ..	..	..	..
	6860—Loans for Consumer Industries ..	..	..	..
	Total ..	..	..	..

*The West Bengal Appropriation (No. 2) Act, 2015.**(Schedule.)*

1 Demand Number/ Serial Number.	2 Services and purposes.	3 Sums not exceeding		
		Voted by the Legislative Assembly.	Charged on the Consoli- dated Fund.	Total.
		Rs.	Rs.	Rs.
	<b>REVENUE ACCOUNT</b>			
	<b>A—General Services</b>			
	<b>(d) Administrative Services</b>			
	2059—Public Works ..	89,76,000	..	89,76,000
	<b>B—Social Services</b>			
	<b>(a) Education, Sports, Art and Culture</b>			
	2202—General Education ..	4,16,000	..	4,16,000
	2205—Art and Culture ..	138,64,00,000	..	138,64,00,000
	<b>(d) Information and Broadcasting</b>			
	2220—Information and Publicity ..	106,74,84,000	..	106,74,84,000
	<b>(g) Social Welfare and Nutrition</b>			
	2235—Social Security and Welfare ..	2,16,79,000	..	2,16,79,000
	2250—Other Social Services ..	1,22,33,000	..	1,22,33,000
	<b>(h) Others</b>			
	2251—Secretariat—Social Services ..	6,52,67,000	..	6,52,67,000
	<b>C—Economic Services</b>			
	<b>(c) Special Areas Programmes</b>			
	2551—Hill Areas ..	..	..	..
	<b>Capital Expenditure Outside the Revenue Account</b>			
	<b>A—Capital Account of General Services</b>			
	4059—Capital Outlay on Public Works ..	6,67,60,000	..	6,67,60,000
	<b>B—Capital Account of Social Services</b>			
	<b>(a) Education, Sports, Art and Culture</b>			
	4202—Capital Outlay on Education, Sports, Art and Culture. ..	8,12,00,000	..	8,12,00,000
	<b>(d) Information and Broadcasting</b>			
	4220—Capital Outlay on Information and Publicity	39,11,00,000	..	39,11,00,000
	6220—Loans for Information and Publicity ..	3,07,00,000	..	3,07,00,000
	6875—Loans for Other Industries ..	5,62,00,000	..	5,62,00,000
	Total ..	318,84,15,000	..	318,84,15,000

*The West Bengal Appropriation (No. 2) Act, 2015.**(Schedule.)*

1 Demand Number/ Serial Number.	2 Services and purposes.	3 Sums not exceeding		
		Voted by the Legislative Assembly.	Charged on the Consoli- dated Fund.	Total.
		Rs.	Rs.	Rs.
	<b>REVENUE ACCOUNT</b>			
	<b>B—Social Services</b>			
	<b>(h) Others</b>			
	2251—Secretariat—Social Services ..	152,73,91,000	..	152,73,91,000
	<b>C—Economic Services</b>			
	<b>(f) Industry and Minerals</b>			
	2852—Industries ..	..	..	..
	<b>Capital Expenditure Outside the Revenue Account</b>			
	<b>A—Capital Account of General Services</b>			
31	4070—Capital Outlay on Other Administrative Services. ..	2,00,00,000	..	2,00,00,000
	<b>C—Capital Account of Economic Services</b>			
	<b>(f) Capital Account of Industry and Minerals</b>			
	4859—Capital Outlay on Telecommunication and Electronics Industries. ..	6,00,00,000	..	6,00,00,000
	6859—Loans for Telecommunication and Electronics Industries. ..	5,00,00,000	..	5,00,00,000
	Total ..	165,73,91,000	..	165,73,91,000
	<b>REVENUE ACCOUNT</b>			
	<b>A—General Services</b>			
	<b>(c) Interest Payment and Servicing of Debt</b>			
	2049—Interest Payments ..	..	90,41,74,000	90,41,74,000
	<b>B—Social Services</b>			
	<b>(g) Social Welfare and Nutrition</b>			
32	2250—Other Social Services ..	7,70,63,000	..	7,70,63,000
	<b>C—Economic Services</b>			
	<b>(c) Special Areas Programmes</b>			
	2551—Hill Areas ..	..	..	..

*The West Bengal Appropriation (No. 2) Act, 2015.**(Schedule.)*

1	2	3		
Demand Number/ Serial Number.	Services and purposes.	Sums not exceeding		
		Voted by the Legislative Assembly.	Charged on the Consolidated Fund.	Total.
		Rs.	Rs.	Rs.
	<b>(d) Irrigation and Flood Control</b>			
	2700—Major Irrigation ..	215,69,31,000	..	215,69,31,000
	2701—Medium Irrigation ..	84,58,72,000	..	84,58,72,000
	2711—Flood Control ..	280,74,41,000	..	280,74,41,000
	<b>(j) General Economic Services</b>			
	3451—Secretariat—Economic Services ..	5,25,96,000	..	5,25,96,000
	<b>C—Capital Account of Economic Services</b>			
	<b>(d) Capital Account of Irrigation and Flood Control</b>			
	4700—Capital Outlay on Major Irrigation ..	289,48,00,000	..	289,48,00,000
	4701—Capital Outlay on Major and Medium Irrigation. ..	43,65,00,000	..	43,65,00,000
	4711—Capital Outlay on Flood Control Projects ..	1671,14,00,000	..	1671,14,00,000
	6004—Loans and Advances from the Central Government. ..	..	75,00,000	75,00,000
	Total ..	2598,26,03,000	91,16,74,000	2689,42,77,000
	<b>REVENUE ACCOUNT</b>			
	<b>A—General Services</b>			
	<b>(d) Administrative Services</b>			
	2052—Secretariat—General Services ..	2,00,04,000	..	2,00,04,000
	2056—Jails ..	196,19,75,000	..	196,19,75,000
	2058—Stationery and Printing ..	3,57,36,000	..	3,57,36,000
	2059—Public Works ..	2,15,000	..	2,15,000
	<b>B—Social Services</b>			
	<b>a) Education, Sports, Art and Culture</b>			
	2202—General Education ..	..	..	..
	<b>Capital Expenditure Outside the Revenue Account</b>			
	<b>A—Capital Account of General Services</b>			
	4059—Capital Outlay on Public Works ..	9,21,42,000	..	9,21,42,000
	<b>B—Capital Account of Social Services</b>			
	<b>(c) Water Supply, Sanitation, Housing and Urban Development</b>			
	4216—Capital Outlay on Housing ..	4,00,00,000	..	4,00,00,000
	Total ..	215,00,72,000	..	215,00,72,000

*The West Bengal Appropriation (No. 2) Act, 2015.**(Schedule.)*

1 Demand Number/ Serial Number.	2 Services and purposes.	3 Sums not exceeding		
		Voted by the Legislative Assembly.	Charged on the Consoli- dated Fund.	Total.
		Rs.	Rs.	Rs.
	<b>REVENUE ACCOUNT</b>			
	<b>A—General Services</b>			
	<b>(a) Organs of State</b>			
	2014—Administration of Justice ..	427,84,83,000	99,82,43,000	527,67,26,000
	<b>(b) Fiscal Services</b>			
	2029—Land Revenue ..	1,75,43,000	..	1,75,43,000
	<b>(d) Administrative Services</b>			
	2052—Secretariat—General Services ..	5,78,11,000	..	5,78,11,000
	2059—Public Works ..	17,05,34,000	..	17,05,34,000
	2070—Other Administrative Services ..	5,60,17,000	..	5,60,17,000
	<b>B—Social Services</b>			
	<b>(c) Water Supply, Sanitation, Housing and Urban Development</b>			
34	2216—Housing ..	3,50,00,000	..	3,50,00,000
	<b>(g) Social Welfare and Nutrition</b>			
	2235—Social Security and Welfare ..	7,81,89,000	..	7,81,89,000
	<b>C—Economic Services</b>			
	<b>(j) General Economic Services</b>			
	3454—Census, Surveys and Statistics ..	1,14,55,000	37,000	1,14,92,000
	<b>Capital Expenditure Outside the Revenue Account</b>			
	<b>A—Capital Account of General Services</b>			
	4059—Capital Outlay on Public Works ..	66,50,00,000	..	66,50,00,000
	<b>B—Capital Account of Social Services</b>			
	<b>(c) Water Supply, Sanitation, Housing and Urban Development</b>			
	4216—Capital Outlay on Housing ..	10,00,00,000	..	10,00,00,000
	Total ..	547,00,32,000	99,82,80,000	646,83,12,000

*The West Bengal Appropriation (No. 2) Act, 2015.**(Schedule.)*

1 Demand Number/ Serial Number.	2 Services and purposes.	3 Sums not exceeding		
		Voted by the Legislative Assembly.	Charged on the Consoli- dated Fund.	Total.
		Rs.	Rs.	Rs.
	<b>REVENUE ACCOUNT</b>			
	<b>A—General Services</b>			
	<b>(a) Organs of State</b>			
	2014—Administration of Justice ..	1,59,14,000	..	1,59,14,000
	<b>B—Social Services</b>			
	<b>(b) Health and Family Welfare</b>			
	2210—Medical and Public Health ..	163,50,90,000	..	163,50,90,000
	<b>(c) Water Supply, Sanitation, Housing and Urban Development</b>			
	2215—Water Supply and Sanitation ..	..	..	..
	2216—Housing ..	..	..	..
35	<b>(f) Labour and Labour Welfare</b>			
	2230—Labour and Employment ..	115,99,41,000	..	115,99,41,000
	<b>(g) Social Welfare and Nutrition</b>			
	2235—Social Security and Welfare ..	392,79,37,000	..	392,79,37,000
	<b>(h) Others</b>			
	2251—Secretariat—Social Services ..	8,20,96,000	..	8,20,96,000
	<b>B—Capital Account of Social Services</b>			
	4250—Capital Outlay on Other Social Services ..	14,00,00,000	..	14,00,00,000
	Total ..	696,09,78,000	..	696,09,78,000
	<b>REVENUE ACCOUNT</b>			
	<b>A—General Services</b>			
	<b>(b) Fiscal Services</b>			
	2029—Land Revenue ..	676,46,72,000	..	676,46,72,000
	<b>(c) Interest Payment and Servicing of Debt</b>			
36	2049—Interest Payments ..	..	2,50,00,000	2,50,00,000
	<b>(d) Administrative Services</b>			
	2052—Secretariat—General Services ..	13,14,87,000	..	13,14,87,000



*The West Bengal Appropriation (No. 2) Act, 2015.**(Schedule.)*

1 Demand Number/ Serial Number.	2 Services and purposes.	3 Sums not exceeding		
		Voted by the Legislative Assembly.	Charged on the Consoli- dated Fund.	Total.
		Rs.	Rs.	Rs.
36	2053—District Administration ..	165,83,80,000	..	165,83,80,000
	2059—Public Works ..	11,04,27,000	..	11,04,27,000
	2070—Other Administrative Services ..	6,92,77,000	..	6,92,77,000
	<b>B—Social Services</b>			
	<b>(c) Water Supply, Sanitation, Housing and Urban Development</b>			
	2216—Housing ..	11,47,000	..	11,47,000
	<b>(g) Social Welfare and Nutrition</b>			
	2250—Other Social Services ..	78,36,000	..	78,36,000
	<b>C—Economic Services</b>			
	<b>(a) Agriculture and Allied Activities</b>			
	2401—Crop Husbandry ..	60,00,000	..	60,00,000
	2402—Soil and Water Conservation ..	26,63,000	..	26,63,000
	<b>(b) Rural Development</b>			
	2506—Land Reforms ..	32,13,25,000	..	32,13,25,000
	<b>D—Grants-in-aid and Contributions</b>			
	3604—Compensation and Assignments to Local Bodies and Panchayati Raj Institutions. ..	59,33,000	..	59,33,000
	<b>Capital Expenditure Outside the Revenue Account</b>			
	<b>A—Capital Account of General Services</b>			
	4059—Capital Outlay on Public Works ..	37,80,00,000	..	37,80,00,000
	<b>C—Capital Account of Economic Services</b>			
<b>(j) Capital Account of General Economic Services</b>				
5475—Capital Outlay on Other General Economic Services. ..	1,23,55,000	..	1,23,55,000	
6004—Loans and Advances from the Central Government. ..	..	..	..	
	Total ..	946,95,02,000	250,00,000	949,45,02,000

*The West Bengal Appropriation (No. 2) Act, 2015.**(Schedule.)*

1	2	3		
Demand Number/ Serial Number.	Services and purposes.	Sums not exceeding		
		Voted by the Legislative Assembly.	Charged on the Consolidated Fund.	Total.
		Rs.	Rs.	Rs.
	<b>REVENUE ACCOUNT</b>			
	<b>A—General Services</b>			
	<b>(d) Administrative Services</b>			
37	2052—Secretariat—General Services ..	7,08,18,000	..	7,08,18,000
	<b>REVENUE ACCOUNT</b>			
	2052—Secretariat—General Services ..	57,19,000	..	57,19,000
	<b>B—Social Services</b>			
	<b>(a) Education, Sports, Art and Culture</b>			
	2202—General Education ..	858,30,63,000	..	858,30,63,000
	2204—Sports and Youth Services ..	5,15,00,000	..	5,15,00,000
	<b>(e) Welfare of SC, ST and OBC's</b>			
	2225—Welfare of Scheduled Castes, Scheduled Tribes, Other Backward Classes and Minorities ..	..	..	..
	<b>(g) Social Welfare and Nutrition</b>			
	2235—Social Security and Welfare ..	447,64,60,000	..	447,64,60,000
	2250—Other Social Services ..	156,33,32,000	..	156,33,32,000
	<b>(h) Others</b>			
38	2251—Secretariat—Social Services ..	3,01,59,000	..	3,01,59,000
	<b>C—Economic Services</b>			
	<b>(b) Rural Development</b>			
	2515—Other Rural Development Programmes ..	58,00,00,000	..	58,00,00,000
	<b>B—Capital Account of Social Services</b>			
	<b>(a) Education, Sports, Art and Culture</b>			
	4202—Capital Outlay on Education, Sports, Art and Culture. ..	116,00,00,000	..	116,00,00,000
	<b>(c) Water Supply, Sanitation, Housing and Urban Development</b>			
	4216—Capital Outlay on Housing ..	..	..	..
	<b>(g) Social Welfare and Nutrition</b>			
	4235—Capital Outlay on Social Security and Welfare ..	1214,00,00,000	..	1214,00,00,000
	<b>(h) Others</b>			
	4250—Capital Outlay on Other Social Services ..	97,50,00,000	..	97,50,00,000
	Total ..	2956,52,33,000	..	2956,52,33,000

*The West Bengal Appropriation (No. 2) Act, 2015.**(Schedule.)*

1	2	3		
Demand Number/ Serial Number.	Services and purposes.	Sums not exceeding		
		Voted by the Legislative Assembly.	Charged on the Consolidated Fund.	Total.
		Rs.	Rs.	Rs.
	<b>REVENUE ACCOUNT</b>			
	<b>A—General Services</b>			
	<b>(c) Interest Payment and Servicing of Debt</b>			
	2049—Interest Payments .. ..			
	<b>(d) Administrative Services</b>			
	2052—Secretariat—General Services ..	4,96,80,000		4,96,80,000
	<b>B—Social Services</b>			
	<b>(b) Health and Family Welfare</b>			
	2211—Family Welfare .. ..			
	<b>(c) Water Supply, Sanitation, Housing and Urban Development</b>			
39	2215—Water Supply and Sanitation ..	19,18,41,000		19,18,41,000
	2217—Urban Development ..	4152,81,22,000		4152,81,22,000
	<b>D—Grants-in-aid and Contributions</b>			
	3604—Compensation and Assignments to Local Bodies and Panchayati Raj Institutions. ..	424,94,72,000		424,94,72,000
	<b>Capital Expenditure Outside the Revenue Account</b>			
	<b>A—Capital Account of General Services</b>			
	4059—Capital Outlay on Public Works ..	26,16,000		26,16,000

*The West Bengal Appropriation (No. 2) Act, 2015.**(Schedule.)*

1 Demand Number/ Serial Number.	2 Services and purposes.	3 Sums not exceeding		
		Voted by the Legislative Assembly.	Charged on the Consoli- dated Fund.	Total.
		Rs.	Rs.	Rs.
	<b>B—Capital Account of Social Services</b>			
	<b>(c) Water Supply, Sanitation, Housing and Urban Development</b>			
39	4215—Capital Outlay on Water Supply and Sanitation	15,00,00,000	..	15,00,00,000
	4217—Capital Outlay on Urban Development ..	70,00,00,000	..	70,00,00,000
	6003—Internal Debt of the State Government ..	..	..	..
	6004—Loans and Advances from the Central Government. ..	..	..	..
	6217—Loans for Urban Development ..	167,00,00,000	..	167,00,00,000
	Total ..	4854,17,31,000	..	4854,17,31,000
	<b>REVENUE ACCOUNT</b>			
	<b>A—General Services</b>			
	<b>(c) Interest Payment and Servicing of Debt</b>			
	2049—Interest Payments ..	..	1,55,00,000	1,55,00,000
	<b>B—Social Services</b>			
	<b>(c) Water Supply, Sanitation, Housing and Urban Development</b>			
	2216—Housing ..	..	..	..
	2217—Urban Development ..	67,84,000	..	67,84,000
	<b>(g) Social Welfare and Nutrition</b>			
	2235—Social Security and Welfare ..	1319,70,10,000	..	1319,70,10,000
	<b>C—Economic Services</b>			
40	<b>(a) Agriculture and Allied Activities</b>			
	2401—Crop Husbandry ..	10,000	..	10,000
	<b>(b) Rural Development</b>			
	2501—Special Programmes for Rural Development ..	629,75,94,000	..	629,75,94,000
	2505—Rural Employment ..	3041,64,20,000	..	3041,64,20,000
	2515—Other Rural Development Programmes ..	5850,95,59,000	..	5850,95,59,000
	<b>(c) Special Areas Programmes</b>			
	2551—Hill Areas ..	..	..	..

*The West Bengal Appropriation (No. 2) Act, 2015.**(Schedule.)*

1 Demand Number/ Serial Number.	2 Services and purposes.	3 Sums not exceeding		
		Voted by the Legislative Assembly.	Charged on the Consoli- dated Fund.	Total.
		Rs.	Rs.	Rs.
40	2575—Other Special Areas Programmes ..	45,15,00,000	..	45,15,00,000
	<b>(j) General Economic Services</b>			
	3451—Secretariat—Economic Services ..	10,57,10,000	..	10,57,10,000
	3454—Census, Surveys and Statistics ..	..	..	..
	<b>D—Grants-in-aid and Contributions</b>			
	3604—Compensation and Assignments to Local Bodies and Panchayati Raj Institutions. ..	26,77,00,000	..	26,77,00,000
	<b>Capital Expenditure Outside the Revenue Account</b>			
	<b>A—Capital Account of General Services</b>			
	4059—Capital Outlay on Public Works ..	..	..	..
	<b>C—Capital Account of Economic Services</b>			
	<b>(a) Capital Account of Agriculture and Allied Activities</b>			
	4401—Capital Outlay on Crop Husbandry ..	..	..	..
	<b>(b) Capital Account of Rural Development</b>			
	4515—Capital Outlay on Other Rural Development Programmes. ..	10,00,00,000	..	10,00,00,000
	<b>(g) Capital Account of Transport</b>			
5054—Capital Outlay on Roads and Bridges ..	..	..	..	
6003—Internal Debt of the State Government ..	..	2,15,00,000	2,15,00,000	
6515—Loans for Other Rural Development Programmes. ..	..	..	..	
Total ..	10935,22,87,000	3,70,00,000	10938,92,87,000	

*The West Bengal Appropriation (No. 2) Act, 2015.**(Schedule.)*

1	2	3		
Demand Number/ Serial Number.	Services and purposes.	Sums not exceeding		
		Voted by the Legislative Assembly.	Charged on the Consoli- dated Fund.	Total.
		Rs.	Rs.	Rs.
	<b>REVENUE ACCOUNT</b>			
	<b>A—General Services</b>			
	<b>(d) Administrative Services</b>			
	2052—Secretariat—General Services ..	2,29,93,000	..	2,29,93,000
	2059—Public Works ..	..	..	..
	2070—Other Administrative Services ..	9,00,00,000	..	9,00,00,000
	<b>Capital Expenditure Outside the Revenue Account</b>			
	<b>A—Capital Account of General Services</b>			
41	4059—Capital Outlay on Public Works ..	..	..	..
	<b>B—Capital Account of Social Services</b>			
	<b>(c) Water Supply, Sanitation, Housing and Urban Development</b>			
	4216—Capital Outlay on Housing ..	..	..	..
	Total ..	11,29,93,000	..	11,29,93,000
	<b>REVENUE ACCOUNT</b>			
	<b>A—General Services</b>			
	<b>(c) Interest Payment and Servicing of Debt</b>			
	2049—Interest Payments ..	5,00,000	50,000	5,50,000
	<b>(d) Administrative Services</b>			
	2051—Public Service Commission ..	..	17,73,01,000	17,73,01,000
	2052—Secretariat—General Services ..	21,00,12,000	..	21,00,12,000
	2059—Public Works ..	2,00,000	..	2,00,000
	2070—Other Administrative Services ..	21,97,27,000	..	21,97,27,000
	<b>B—Social Services</b>			
	<b>(c) Water Supply, Sanitation, Housing and Urban Development</b>			
42	2216—Housing ..	2,00,000	..	2,00,000
	<b>Capital Expenditure Outside the Revenue Account</b>			
	<b>A—Capital Account of General Services</b>			
	4059—Capital Outlay on Public Works ..	57,00,00,000	..	57,00,00,000
	<b>B—Capital Account of Social Services</b>			
	<b>(c) Water Supply, Sanitation, Housing and Urban Development</b>			
	4216—Capital Outlay on Housing ..	10,50,00,000	..	10,50,00,000
	6004—Loans and Advances from the Central Government. ..	..	1,05,000	1,05,000
	Total ..	110,56,39,000	17,74,56,000	128,30,95,000

*The West Bengal Appropriation (No. 2) Act, 2015.**(Schedule.)*

1	2	3		
Demand Number/ Serial Number.	Services and purposes.	Sums not exceeding		
		Voted by the Legislative Assembly.	Charged on the Consoli- dated Fund.	Total.
		Rs.	Rs.	Rs.
	<b>REVENUE ACCOUNT</b>			
	<b>A—General Services</b>			
	<b>(b) Fiscal Services</b>			
	2045—Other Taxes and Duties on Commodities and Services. ..	3,53,48,000	..	3,53,48,000
	<b>(c) Interest Payment and Servicing of Debt</b>			
	2049—Interest Payments ..	..	35,00,00,000	35,00,00,000
	<b>(e) Pensions and Miscellaneous General Services</b>			
	2071—Pensions and Other Retirement Benefits ..	..	..	..
	<b>C—Economic Services</b>			
	<b>(c) Special Areas Programmes</b>			
	2575—Other Special Areas Programmes ..	49,59,000	..	49,59,000
	<b>(e) Energy</b>			
	2801—Power ..	700,00,00,000	..	700,00,00,000
43	2810—Non-conventional Sources of Energy ..	13,68,54,000	..	13,68,54,000
	<b>(j) General Economic Services</b>			
	3451—Secretariat—Economic Services ..	4,12,11,000	..	4,12,11,000
	<b>C—Capital Account of Economic Services</b>			
	<b>(e) Capital Account of Energy</b>			
	4801—Capital Outlay on Power Projects ..	986,65,00,000	..	986,65,00,000
	6003—Internal Debt of the State Government ..	..	45,50,00,000	45,50,00,000
	6004—Loans and Advances from the Central Government. ..	..	..	..
	6801—Loans for Power Projects ..	195,00,00,000	..	195,00,00,000
	6860—Loans for Consumer Industries ..	..	..	..
	Total ..	1903,48,72,000	80,50,00,000	1983,98,72,000

*The West Bengal Appropriation (No. 2) Act, 2015.**(Schedule.)*

1	2	3		
Demand Number/ Serial Number.	Services and purposes.	Sums not exceeding		
		Voted by the Legislative Assembly.	Charged on the Consoli- dated Fund.	Total.
		Rs.	Rs.	Rs.
	<b>REVENUE ACCOUNT</b>			
	<b>C—Economic Services</b>			
	<b>(f) Industry and Minerals</b>			
	2852—Industries ..	..	..	..
	<b>(j) General Economic Services</b>			
	3451—Secretariat—Economic Services ..	..	..	..
	<b>C—Capital Account of Economic Services</b>			
	<b>(f) Capital Account of Industry and Minerals</b>			
44	4857—Capital Outlay on Chemical and Pharmaceutical Industries. ..	..	..	..
	4858—Capital Outlay on Engineering Industries ..	..	..	..
	<b>(g) Capital Account of Transport</b>			
	5075—Capital Outlay on other Transport Services ..	..	..	..
	6857—Loans for Chemical and Pharmaceutical Industries. ..	..	..	..
	6858—Loans for Engineering Industries ..	..	..	..
	6860—Loans for Consumer Industries ..	..	..	..
	Total ..	..	..	..
	<b>REVENUE ACCOUNT</b>			
	<b>A—General Services</b>			
	<b>(c) Interest Payment and Servicing of Debt</b>			
	2049—Interest Payments ..	..	55,00,000	55,00,000
	<b>(d) Administrative Services</b>			
	2059—Public Works ..	8,54,72,000	..	8,54,72,000
	<b>B—Social Services</b>			
	<b>(c) Water Supply, Sanitation, Housing and Urban Development</b>			
	2215—Water Supply and Sanitation ..	1554,28,22,000	..	1554,28,22,000
	<b>(g) Social Welfare and Nutrition</b>			
	2250—Other Social Services ..	10,58,18,000	..	10,58,18,000
	<b>(h) Others</b>			
45	2251—Secretariat—Social Services ..	2,92,60,000	..	2,92,60,000
	<b>C—Economic Services</b>			
	<b>(c) Special Areas Programmes</b>			
	2551—Hill Areas ..	40,00,000	..	40,00,000



*The West Bengal Appropriation (No. 2) Act, 2015.**(Schedule.)*

1	2	3		
Demand Number/ Serial Number.	Services and purposes.	Sums not exceeding		
		Voted by the Legislative Assembly.	Charged on the Consoli- dated Fund.	Total.
		Rs.	Rs.	Rs.
	<b>CAPITAL EXPENDITURE OUTSIDE THE REVENUE ACCOUNT</b>			
	<b>A—Capital Account of General Services</b>			
	4059—Capital Outlay on Public Works ..	30,80,00,000	..	30,80,00,000
	<b>B—Capital Account of Social Services</b>			
45	<b>(c) Water Supply, Sanitation, Housing and Urban Development</b>			
	4215—Capital Outlay on Water Supply and Sanitation. ..	216,39,00,000	..	216,39,00,000
	6003—Internal Debt of the State Government ..	..	13,00,000	13,00,000
	6004—Loans and Advances from the Central Government. ..	..	1,10,00,000	1,10,00,000
	Total ..	1823,92,72,000	1,78,00,000	1825,70,72,000
	<b>REVENUE ACCOUNT</b>			
	<b>A—General Services</b>			
	<b>(a) Organs of State</b>			
	2013—Council of Ministers ..	50,000	..	50,000
	<b>B—Social Services</b>			
	<b>(g) Social Welfare and Nutrition</b>			
	2235—Social Security and Welfare ..	37,94,15,000	86,000	37,95,01,000
	<b>(h) Others</b>			
46	2251—Secretariat—Social Services ..	3,76,39,000	..	3,76,39,000
	<b>B—Capital Account of Social Services</b>			
	<b>(g) Social Welfare and Nutrition</b>			
	4235—Capital Outlay on Social Security and Welfare. ..	65,00,00,000	5,20,00,000	70,20,00,000
	6004—Loans and Advances from the Central Government. ..	..	..	..
	6235—Loans for Social Security and Welfare ..	..	..	..
	Total ..	106,71,04,000	5,20,86,000	111,91,90,000

*The West Bengal Appropriation (No. 2) Act, 2015.**(Schedule.)*

1 Demand Number/ Serial Number.	2 Services and purposes.	3		
		Sums not exceeding		
		Voted by the Legislative Assembly.	Charged on the Consoli- dated Fund.	Total.
		Rs.	Rs.	Rs.
	<b>REVENUE ACCOUNT</b>			
	<b>A—General Services</b>			
	<b>(a) Organs of State</b>			
	2013—Council of Ministers ..	5,01,000	..	5,01,000
	<b>(c) Interest Payment and Servicing of Debt</b>			
	2049—Interest Payments ..	..	21,21,87,000	21,21,87,000
	<b>(d) Administrative Services</b>			
	2059—Public Works ..	24,95,000	..	24,95,000
	<b>B—Social Services</b>			
	<b>(g) Social Welfare and Nutrition</b>			
	2235—Social Security and Welfare ..	157,45,25,000	..	157,45,25,000
	2245—Relief on account of Natural Calamities ..	778,92,09,000	..	778,92,09,000
	2250—Other Social Services ..	..	..	..
	<b>(h) Others</b>			
47	2251—Secretariat—Social Services ..	3,57,93,000	..	3,57,93,000
	<b>Capital Expenditure Outside the Revenue Account</b>			
	<b>A—Capital Account of General Services</b>			
	4059—Capital Outlay on Public Works ..	109,10,00,000	..	109,10,00,000
	<b>B—Capital Account of Social Services</b>			
	<b>(g) Social Welfare and Nutrition</b>			
	4235—Capital Outlay on Social Security and Welfare ..	..	..	..
	<b>C—Capital Account of Economic Services</b>			
	<b>(a) Capital Account of Agriculture and Allied Activities</b>			
	4401—Capital Outlay on Crop Husbandry ..	..	..	..
	6003—Internal Debt of the State Government ..	..	3,42,48,000	3,42,48,000
	Total ..	1049,35,23,000	24,64,35,000	1073,99,58,000

*The West Bengal Appropriation (No. 2) Act, 2015.**(Schedule.)*

1	2	3		
Demand Number/ Serial Number.	Services and purposes.	Sums not exceeding		
		Voted by the Legislative Assembly.	Charged on the Consoli- dated Fund.	Total.
		Rs.	Rs.	Rs.
	<b>REVENUE ACCOUNT</b>			
	<b>C—Economic Services</b>			
	<b>(c) Special Areas Programmes</b>			
	2575—Other Special Areas Programmes .. .. .	..	..	..
	<b>(e) Energy</b>			
	2810—Non-conventional Sources of Energy .. .. .	..	..	..
	<b>(i) Science, Technology and Environment</b>			
	3425—Other Scientific Research .. .. .	19,25,52,000	..	19,25,52,000
	<b>(j) General Economic Services</b>			
	3451—Secretariat—Economic Services .. .. .	4,10,02,000	..	4,10,02,000
	Total .. .. .	23,35,54,000	..	23,35,54,000
	<b>REVENUE ACCOUNT</b>			
	<b>A—General Services</b>			
	<b>(d) Administrative Services</b>			
	2059—Public Works .. .. .	1,03,88,000	..	1,03,88,000
	2070—Other Administrative Services .. .. .	..	..	..
	<b>B—Social Services</b>			
	<b>(a) Education, Sports, Art and Culture</b>			
	2204—Sports and Youth Services .. .. .	340,35,46,000	..	340,35,46,000
	<b>(h) Others</b>			
	2251—Secretariat—Social Services .. .. .	3,33,00,000	..	3,33,00,000
	<b>C—Economic Services</b>			
	<b>(a) Agriculture and Allied Activities</b>			
	2403—Animal Husbandry .. .. .	..	..	..
	<b>Capital Expenditure Outside the Revenue Account</b>			
	<b>A—Capital Account of General Services</b>			
	4059—Capital Outlay on Public Works .. .. .	..	..	..
	<b>B—Capital Account of Social Services</b>			
	<b>(a) Education, Sport, Art and Culture</b>			
	4202—Capital Outlay on Education, Sports, Art and Culture. .. .. .	40,00,00,000	..	40,00,00,000
	Total .. .. .	384,72,34,000	..	384,72,34,000
	<b>REVENUE ACCOUNT</b>			
	<b>C—Economic Services</b>			
	<b>(c) Special Areas Programmes</b>			
	2575—Other Special Areas Programmes .. .. .	298,66,00,000	..	298,66,00,000
	<b>C—Capital Account of Economic Services</b>			
	<b>(c) Capital Account of Special Areas Programme</b>			
	4575—Capital Outlay on Other Special Areas Programme. .. .. .	100,00,00,000	..	100,00,00,000
	Total .. .. .	398,66,00,000	..	398,66,00,000

*The West Bengal Appropriation (No. 2) Act, 2015.**(Schedule.)*

1	2	3		
Demand Number/ Serial Number.	Services and purposes.	Sums not exceeding		
		Voted by the Legislative Assembly.	Charged on the Consoli- dated Fund.	Total.
		Rs.	Rs.	Rs.
	<b>REVENUE ACCOUNT</b>			
	<b>A—General Services</b>			
	<b>(b) Fiscal Services</b>			
	2029—Land Revenue .. ..	..	..	..
	<b>B—Social Services</b>			
	<b>(a) Education, Sports, Art and Culture</b>			
	2203—Technical Education ..	278,66,76,000	..	278,66,76,000
	<b>(f) Labour and Labour Welfare</b>			
	2230—Labour and Employment ..	103,58,31,000	..	103,58,31,000
	<b>(h) Others</b>			
51	2251—Secretariat—Social Services ..	2,78,37,000	..	2,78,37,000
	<b>B—Capital Account of Social Services</b>			
	<b>(a) Education, Sports, Art and Culture</b>			
	4202—Capital Outlay on Education, Sports, Art and Culture. ..	390,84,00,000	..	390,84,00,000
	<b>(h) Others</b>			
	4250—Capital Outlay on Other Social Services ..	50,64,00,000	..	50,64,00,000
	Total ..	826,51,44,000	..	826,51,44,000
	<b>REVENUE ACCOUNT</b>			
	<b>B—Social Services</b>			
	<b>(g) Social Welfare and Nutrition</b>			
	2250—Other Social Services ..	2,73,81,000	..	2,73,81,000
	<b>C—Economic Services</b>			
	<b>(c) Special Areas Programmes</b>			
	2551—Hill Areas ..	2,00,00,000	..	2,00,00,000
	<b>(j) General Economic Services</b>			
	3451—Secretariat—Economic Services ..	1,78,81,000	..	1,78,81,000
52	3452—Tourism ..	86,67,10,000	..	86,67,10,000
	<b>C—Capital Account of Economic Services</b>			
	<b>(j) Capital Account of General Economic Services</b>			
	5452—Capital Outlay on Tourism ..	236,00,00,000	..	236,00,00,000
	Total ..	329,19,72,000	..	329,19,72,000

*The West Bengal Appropriation (No. 2) Act, 2015.**(Schedule.)*

1	2	3		
Demand Number/ Serial Number.	Services and purposes.	Sums not exceeding		
		Voted by the Legislative Assembly.	Charged on the Consolidated Fund.	Total.
		Rs.	Rs.	Rs.
	<b>REVENUE ACCOUNT</b>			
	<b>A—General Services</b>			
	<b>(b) Fiscal Services</b>			
	2041—Taxes on Vehicles ..	25,62,32,000	..	25,62,32,000
	<b>(c) Interest Payment and Servicing of Debt</b>			
	2049—Interest Payments ..	..	..	..
	<b>(d) Administrative Services</b>			
	2070—Other Administrative Services ..	42,34,68,000	..	42,34,68,000
	<b>B—Social Services</b>			
	<b>(g) Social Welfare and Nutrition</b>			
	2235—Social Security and Welfare ..	82,67,000	..	82,67,000
	2250—Other Social Services ..	82,99,000	..	82,99,000
	<b>(h) Others</b>			
	2251—Secretariat—Social Services ..	5,44,30,000	..	5,44,30,000
	<b>C—Economic Services</b>			
	<b>(g) Transport</b>			
53	3051—Ports and Lighthouses ..	1,96,37,000	..	1,96,37,000
	3053—Civil Aviation ..	1,75,96,000	..	1,75,96,000
	3055—Road Transport ..	664,74,28,000	..	664,74,28,000
	3056—Inland Water Transport ..	7,24,02,000	..	7,24,02,000
	3075—Other Transport Services ..	90,00,000	..	90,00,000
	<b>(j) General Economic Services</b>			
	3451—Secretariat—Economic Services ..	6,75,000	..	6,75,000
	<b>C—Capital Account of Economic Services</b>			
	<b>(g) Capital Account of Transport</b>			
	5053—Capital Outlay on Civil Aviation ..	3,20,00,000	..	3,20,00,000
	5055—Capital Outlay on Road Transport ..	162,60,08,000	..	162,60,08,000
	5056—Capital Outlay on Inland Water Transport ..	23,26,10,000	..	23,26,10,000
	5075—Capital Outlay on Other Transport Services ..	33,82,46,000	..	33,82,46,000

*The West Bengal Appropriation (No. 2) Act, 2015.**(Schedule.)*

1	2	3			
Demand Number/ Serial Number.	Services and purposes.	Sums not exceeding			
		Voted by the Legislative Assembly.	Charged on the Consoli- dated Fund.	Total.	
		Rs.	Rs.	Rs.	
53	6004—Loans and Advances from the Central Government. ..	..	..	..	
	7055—Loans for Road Transport ..	161,00,00,000	..	161,00,00,000	
	7056—Loans for Inland Water Transport ..	36,29,00,000	..	36,29,00,000	
	7075—Loans for Other Transport Services ..	5,00,09,000	..	5,00,09,000	
	Total ..	1176,92,07,000	..	1176,92,07,000	
	<b>REVENUE ACCOUNT</b>				
	<b>A—General Services</b>				
	<b>(d) Administrative Services</b>				
54	2059—Public Works ..	12,58,000	..	12,58,000	
	2070—Other Administrative Services ..	..	..	..	
		<b>B—Social Services</b>			
		<b>(c) Water Supply, Sanitation, Housing and Urban Development</b>			
	2215—Water Supply and Sanitation ..	62,24,72,000	..	62,24,72,000	
	2216—Housing ..	34,03,66,000	..	34,03,66,000	
	2217—Urban Development ..	561,82,32,000	..	561,82,32,000	
	<b>C—Economic Services</b>				
	<b>(c) Special Areas Programmes</b>				
54	2551—Hill Areas ..	15,00,000	..	15,00,000	
		<b>(j) General Economic Services</b>			
	3451—Secretariat—Economic Services ..	12,52,46,000	..	12,52,46,000	
	3475—Other General Economic Services ..	3,22,79,000	..	3,22,79,000	
	<b>D—Grants-in-aid and Contributions</b>				
54	3604—Compensation and Assignments to Local Bodies and Panchayati Raj Institutions. ..	287,08,98,000	..	287,08,98,000	

*The West Bengal Appropriation (No. 2) Act, 2015.**(Schedule.)*

1	2	3		
Demand Number/ Serial Number.	Services and purposes.	Sums not exceeding		
		Voted by the Legislative Assembly.	Charged on the Consolidated Fund.	Total.
		Rs.	Rs.	Rs.
	<b>B—Capital Account of Social Services</b>			
	<b>(c) Water Supply, Sanitation, Housing and Urban Development</b>			
54	4216—Capital Outlay on Housing ..	33,39,21,000	..	33,39,21,000
	4217—Capital Outlay on Urban Development ..	1568,10,00,000	..	1568,10,00,000
	6215—Loans for Water Supply and Sanitation ..	..	..	..
	6217—Loans for Urban Development ..	55,00,000	..	55,00,000
	6551—Loans for Hill Areas ..	..	..	..
	Total ..	2563,26,72,000	..	2563,26,72,000
	<b>REVENUE ACCOUNT</b>			
	<b>C—Economic Services</b>			
	<b>(a) Agriculture and Allied Activities</b>			
	2401—Crop Husbandry ..	18,82,000	..	18,82,000
	2402—Soil and Water Conservation ..	4,86,00,000	..	4,86,00,000
	2408—Food, Storage and Warehousing ..	5,000	..	5,000
	2415—Agricultural Research and Education ..	21,73,000	..	21,73,000
	<b>(c) Special Areas Programmes</b>			
	2551—Hill Areas ..	1,80,00,000	..	1,80,00,000
	<b>(d) Irrigation and Flood Control</b>			
	2702—Minor Irrigation ..	471,33,50,000	..	471,33,50,000
55	2705—Command Area Development ..	11,00,00,000	..	11,00,00,000
	<b>(j) General Economic Services</b>			
	3451—Secretariat—Economic Services ..	3,45,57,000	..	3,45,57,000
	<b>C—Capital Account of Economic Services</b>			
	<b>(a) Capital Account of Agriculture and Allied Activities</b>			
	4401—Capital Outlay on Crop Husbandry ..	40,00,00,000	..	40,00,00,000
	<b>(d) Capital Account of Irrigation and Flood Control</b>			
	4702—Capital Outlay on Minor Irrigation ..	441,15,50,000	..	441,15,50,000
	4705—Capital Outlay on Command Area Development ..	16,00,00,000	..	16,00,00,000
	Total ..	990,01,17,000	..	990,01,17,000

*The West Bengal Appropriation (No. 2) Act, 2015.**(Schedule.)*

1	2	3		
Demand Number/ Serial Number.	Services and purposes.	Sums not exceeding		
		Voted by the Legislative Assembly.	Charged on the Consoli- dated Fund.	Total.
		Rs.	Rs.	Rs.
	<b>REVENUE ACCOUNT</b>			
	<b>B—Social Services</b>			
	<b>(g) Social Welfare and Nutrition</b>			
	2235—Social Security and Welfare ..	1033,19,22,000	..	1033,19,22,000
	2236—Nutrition ..	9,77,000	..	9,77,000
	2250—Other Social Services ..	7,12,000	..	7,12,000
	<b>(h) Others</b>			
56	2251—Secretariat—Social Services ..	4,36,83,000	..	4,36,83,000
	<b>Capital Expenditure outside the Revenue Account</b>			
	<b>A—Capital Account of General Services</b>			
	4059—Capital Outlay on Public Works ..	..	..	..
	<b>B—Capital Account of Social Services</b>			
	<b>(g) Social Welfare and Nutrition</b>			
	4235—Capital Outlay on Social Security and Welfare ..	30,00,00,000	..	30,00,00,000
	Total ..	1067,72,94,000	..	1067,72,94,000
	<b>REVENUE ACCOUNT</b>			
	<b>A—General Services</b>			
	<b>(d) Administrative Services</b>			
	2052—Secretariat—General Services ..	78,42,000	..	78,42,000
	<b>C—Economic Services</b>			
	<b>(i) Science, Technology and Environment</b>			
	3425—Other Scientific Research ..	15,60,00,000	..	15,60,00,000
	<b>C—Capital Account of Economic Services</b>			
	<b>(j) Capital Account of General Economic Services</b>			
	5425—Capital Outlay on Other Scientific and Environmental Research. ..	4,40,00,000	..	4,40,00,000
	Total ..	20,78,42,000	..	20,78,42,000
	<b>REVENUE ACCOUNT</b>			
	<b>A—General Services</b>			
	<b>(d) Administrative Services</b>			
	2052—Secretariat—General Services ..	1,36,37,000	..	1,36,37,000
	<b>C—Economic Services</b>			
	<b>(c) Special Areas Programmes</b>			
58	2575—Other Special Areas Programmes ..	239,53,42,000	..	239,53,42,000
	<b>C—Capital Account of Economic Services</b>			
	<b>(c) Capital Account of Special Areas Programme</b>			
	4575—Capital Outlay on Other Special Areas Programme. ..	80,00,00,000	..	80,00,00,000
	Total ..	320,89,79,000	..	320,89,79,000



*The West Bengal Appropriation (No. 2) Act, 2015.**(Schedule.)*

1 Demand Number/ Serial Number.	2 Services and purposes.	3 Sums not exceeding		
		Voted by the Legislative Assembly.	Charged on the Consoli- dated Fund.	Total.
		Rs.	Rs.	Rs.
	<b>REVENUE ACCOUNT</b>			
	<b>A—General Services</b>			
	<b>(d) Administrative Services</b>			
	2052—Secretariat—General Services ..	1,47,31,000	..	1,47,31,000
	<b>B—Social Services</b>			
	<b>(a) Education, Sports, Art and Culture</b>			
	2204—Sports and Youth Services ..	243,66,23,000	..	243,66,23,000
	<b>C—Economic Services</b>			
	<b>(a) Agriculture and Allied Activities</b>			
59	2435—Other Agricultural Programmes ..	85,00,00,000	..	85,00,00,000
	<b>(b) Rural Development</b>			
	2515—Other Rural Development Programmes ..	65,00,00,000	..	65,00,00,000
	<b>C—Capital Account of Economic Services</b>			
	<b>(a) Capital Account of Agriculture and Allied Activities</b>			
	4435—Capital Outlay on Other Agricultural Programmes. ..	15,00,00,000	..	15,00,00,000
	Total ..	410,13,54,000	..	410,13,54,000
	<b>REVENUE ACCOUNT</b>			
	<b>A—General Services</b>			
	<b>(d) Administrative Services</b>			
	2052—Secretariat—General Services ..	2,09,10,000	..	2,09,10,000
	2070—Other Administrative Services ..	359,03,91,000	..	359,03,91,000
	<b>B—Social Services</b>			
	<b>(g) Social Welfare and Nutrition</b>			
60	2235—Social Security and Welfare ..	3,57,49,000	..	3,57,49,000
	<b>Capital Expenditure Outside the Revenue Account</b>			
	<b>A—Capital Account of General Services</b>			
	4059—Capital Outlay on Public Works ..	..	..	..

*The West Bengal Appropriation (No. 2) Act, 2015.**(Schedule.)*

1 Demand Number/ Serial Number.	2 Services and purposes.	3 Sums not exceeding		
		Voted by the Legislative Assembly.	Charged on the Consoli- dated Fund.	Total.
		Rs.	Rs.	Rs.
60	4070—Capital Outlay on Other Administrative Services. . .	10,000	..	10,000
	<b>B—Capital Account of Social Services</b>			
	<b>(c) Water Supply, Sanitation, Housing and Urban Development</b>			
	4216—Capital Outlay on Housing . . .	17,49,90,000	..	17,49,90,000
	Total . . .	382,20,50,000	..	382,20,50,000
	<b>REVENUE ACCOUNT</b>			
	<b>A—General Services</b>			
	<b>(d) Administrative Services</b>			
61	2052—Secretariat—General Services . . .	4,08,90,000	..	4,08,90,000
	<b>REVENUE ACCOUNT</b>			
	<b>C—Economic Services</b>			
	<b>(c) Special Areas Programmes</b>			
62	2052—Secretariat—General Services . . .	5,05,46,000	..	5,05,46,000
	<b>C—Capital Account of Economic Services</b>			
	<b>(c) Capital Account of Special Areas Programme</b>			
	2575—Other Special Areas Programmes . . .	100,00,00,000	..	100,00,00,000
4575—Capital Outlay on Other Special Areas Programme. . .	450,00,00,000	..	450,00,00,000	
	<b>(g) Capital Account of Transport</b>			
	5054—Capital Outlay on Roads and Bridges . . .	..	..	..
	Total . . .	555,05,46,000	..	555,05,46,000

*The West Bengal Appropriation (No. 2) Act, 2015.**(Schedule.)*

1	2	3		
Demand Number/ Serial Number.	Services and purposes.	Sums not exceeding		
		Voted by the Legislative Assembly.	Charged on the Consolidated Fund.	Total.
		Rs.	Rs.	Rs.
	<b>REVENUE ACCOUNT</b>			
	<b>C—Economic Services</b>			
	<b>(a) Agriculture and Allied Activities</b>			
63	2401—Crop Husbandry ..	17,47,15,000	..	17,47,15,000
	<b>(j) General Economic Services</b>			
	3451—Secretariat—Economic Services ..	1,87,36,000	..	1,87,36,000
	3454—Census, Surveys and Statistics ..	80,47,15,000	..	80,47,15,000
	<b>Capital Expenditure Outside the Revenue Account</b>			
	<b>A—Capital Account of General Services</b>			
	4059—Capital Outlay on Public Works ..	3,10,00,000	..	3,10,00,000
	Total ..	102,91,66,000	..	102,91,66,000
	<b>REVENUE ACCOUNT</b>			
	<b>B—Social Services</b>			
	<b>(g) Social Welfare and Nutrition</b>			
64	2235—Social Security and Welfare ..	1867,37,48,000	..	1867,37,48,000
	2236—Nutrition ..	982,02,73,000	..	982,02,73,000
	<b>(h) Others</b>			
	2251—Secretariat—Social Services ..	23,04,000	..	23,04,000
	<b>B—Capital Account of Social Services</b>			
	<b>(g) Social Welfare and Nutrition</b>			
	4235—Capital Outlay on Social Security and Welfare ..	122,29,80,000	..	122,29,80,000
	Total ..	2971,93,05,000	..	2971,93,05,000

*The West Bengal Appropriation (No. 2) Act, 2015.**(Schedule.)*

1 Demand Number/ Serial Number.	2 Services and purposes.	3 Sums not exceeding		
		Voted by the Legislative Assembly.	Charged on the Consoli- dated Fund.	Total.
		Rs.	Rs.	Rs.
	<b>REVENUE ACCOUNT</b>			
	<b>B—Social Services</b>			
	<b>(e) Welfare of SC, ST, and OBC's</b>			
	2225—Welfare of Scheduled Castes, Scheduled Tribes, Other Backward Classes and Minorities. . .	516,19,63,000	..	516,19,63,000
	<b>(h) Others</b>			
65	2251—Secretariat—Social Services . .	2,44,55,000	..	2,44,55,000
	<b>B—Capital Account of Social Services</b>			
	<b>(e) Welfare of SC, ST, and OBC's</b>			
	4225—Capital Outlay on Welfare of Scheduled Castes, . . Scheduled Tribes, Other Backward Classes and Minorities.	49,99,93,000	..	49,99,93,000
	Total . .	568,64,11,000	..	568,64,11,000
	<b>REVENUE ACCOUNT</b>			
	<b>C—Economic Services</b>			
	<b>(a) Agriculture and Allied Activities</b>			
	2401—Crop Husbandry . .	15,00,00,000	..	15,00,00,000
	<b>(f) Industry and Minerals</b>			
66	2851—Village and Small Industries . .	147,62,96,000	..	147,62,96,000
	<b>(j) General Economic Services</b>			
	3451—Secretariat—Economic Services . .	97,85,000	..	97,85,000

*The West Bengal Appropriation (No. 2) Act, 2015.**(Schedule.)*

1	2	3		
Demand Number/ Serial Number.	Services and purposes.	Sums not exceeding		
		Voted by the Legislative Assembly.	Charged on the Consoli- dated Fund.	Total.
		Rs.	Rs.	Rs.
66	<b>C—Capital Account of Economic Services</b>			
	<b>(f) Capital Account of Industry and Minerals</b>			
	4851—Capital Outlay on Village and Small Industries	1,50,00,000	..	1,50,00,000
	Total ..	165,10,81,000	..	165,10,81,000
67	<b>REVENUE ACCOUNT</b>			
	<b>C—Economic Services</b>			
	<b>(f) Industry and Minerals</b>			
	2852—Industries ..	4,36,57,000	..	4,36,57,000
	<b>(j) General Economic Services</b>			
	3451—Secretariat—Economic Services ..	4,17,52,000	..	4,17,52,000
	<b>C—Capital Account of Economic Services</b>			
	<b>(f) Capital Account of Industry and Minerals</b>			
	4857—Capital Outlay on Chemical and Pharmaceutical Industries. ..	28,40,00,000	..	28,40,00,000
	4858—Capital Outlay on Engineering Industries ..	80,00,000	..	80,00,000
4860—Capital Outlay on Consumer Industries ..	80,00,000	..	80,00,000	
4875—Capital Outlay on Other Industries ..	50,00,000	..	50,00,000	
4885—Other Capital Outlay on Industries and Minerals. ..	1,00,00,000	..	1,00,00,000	

*The West Bengal Appropriation (No. 2) Act, 2015.**(Schedule.)*

1	2	3		
Demand Number/ Serial Number.	Services and purposes.	Sums not exceeding		
		Voted by the Legislative Assembly.	Charged on the Consoli- dated Fund.	Total.
		Rs.	Rs.	Rs.
	<b>(g) Capital Account of Transport</b>			
	5075—Capital Outlay on Other Transport Services. . .	..	..	..
67	6857—Loans for Chemical and Pharmaceutical Industries. . .	1,68,40,000	..	1,68,40,000
	6858—Loans for Engineering Industries. . .	7,11,22,000	..	7,11,22,000
	6860—Loans for Consumer Industries. . .	2,83,89,000	..	2,83,89,000
	Total . .	51,67,60,000	..	51,67,60,000
	<b>Grand Total . .</b>	<b>109102,54,43,000</b>	<b>63135,36,94,000</b>	<b>172237,91,37,000</b>

By order of the Governor,

MADHUMATI MITRA,  
Secy. to the Govt. of West Bengal,  
Law Department.